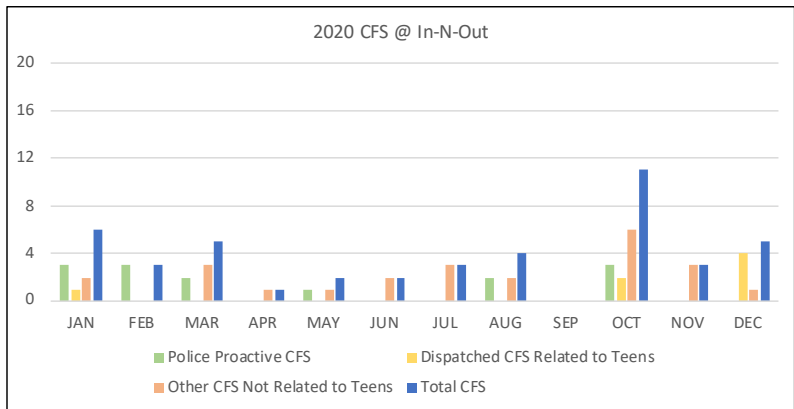
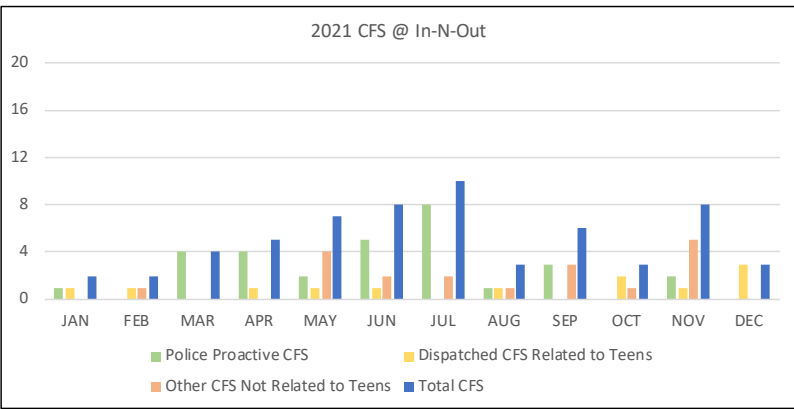


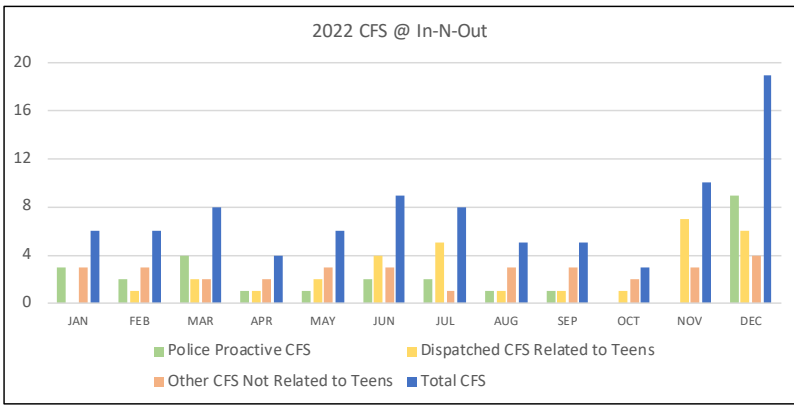
2020	Total CFS	Police Proactive CFS	Dispatched CFS Related to Teens	Other CFS Not Related to Teens
JAN	6	3	1	2
FEB	3	3	0	0
MAR	5	2	0	3
APR	1	0	0	1
MAY	2	1	0	1
JUN	2	0	0	2
JUL	3	0	0	3
AUG	4	2	0	2
SEP	0	0	0	0
OCT	11	3	2	6
NOV	3	0	0	3
DEC	5	0	4	1
<b>Total</b>	<b>45</b>	<b>14</b>	<b>7</b>	<b>24</b>
<b>Monthly Ave</b>	<b>3.75</b>	<b>1.17</b>	<b>0.58</b>	<b>2</b>



2021	Total CFS	Police Proactive CFS	Dispatched CFS Related to Teens	Other CFS Not Related to Teens
JAN	2	1	1	0
FEB	2	0	1	1
MAR	4	4	0	0
APR	5	4	1	0
MAY	7	2	1	4
JUN	8	5	1	2
JUL	10	8	0	2
AUG	3	1	1	1
SEP	6	3	0	3
OCT	3	0	2	1
NOV	8	2	1	5
DEC	3	0	3	0
<b>Total</b>	<b>61</b>	<b>30</b>	<b>12</b>	<b>19</b>
<b>Monthly Ave</b>	<b>5.08</b>	<b>2.50</b>	<b>1.00</b>	<b>1.58</b>



2022	Total CFS	Police Proactive CFS	Dispatched CFS Related to Teens	Other CFS Not Related to Teens
JAN	6	3	0	3
FEB	6	2	1	3
MAR	8	4	2	2
APR	4	1	1	2
MAY	6	1	2	3
JUN	9	2	4	3
JUL	8	2	5	1
AUG	5	1	1	3
SEP	5	1	1	3
OCT	3	0	1	2
NOV	10	0	7	3
DEC	19	9	6	4
<b>Total</b>	<b>89</b>	<b>26</b>	<b>31</b>	<b>32</b>
<b>Monthly Ave</b>	<b>7.42</b>	<b>2.17</b>	<b>2.58</b>	<b>2.67</b>



2023	Total CFS	Police Proactive CFS	Dispatched CFS Related to Teens	Other CFS Not Related to Teens
JAN	7	4	1	2
FEB	5	3	1	1
MAR	13	2	2	9
APR	2	1	0	1
MAY	12	2	2	8
JUN	14	2	3	9
JUL	14	0	0	14
AUG	14	6	2	6
SEP	11	5	1	5
OCT	11	4	2	5
NOV	9	2	1	6
DEC	15	9	1	5
<b>Total</b>	<b>127</b>	<b>40</b>	<b>16</b>	<b>71</b>
<b>Monthly Ave</b>	<b>10.58</b>	<b>3.33</b>	<b>1.33</b>	<b>5.92</b>

