

Master Sign Package

UNAPPROVED  
DESIGN  
PACKAGE

# CHASE BANK & SHOPS

S.W.C Germann Rd & Power Road  
Gilbert, Arizona

Prepared by:



■ ADDRESS: 4028 W. WHITTON PKY, AZ. 85019  
■ PHONE: ( 602 )-272-9356  
■ FAX: ( 602 )-272-4608  
■ [www.bootzandduke.com](http://www.bootzandduke.com)

**APPROVED PLANS**  
Design Review Board

Case # DR06-10  
Date: 7/19/07

SUBJECT TO CONDITIONS OF APPROVAL

CSP created  
June 5, 2007



## NOTICE OF ADMINISTRATIVE DECISION

July 25, 2024

Z Hess  
Arizona Sign and Lighting LLC  
16845 N. 29<sup>th</sup> Ave.  
Phoenix, AZ 85053  
Email: z.hess01@gmail.com

**RE: DR24-52 (DR07-55-A) SWC Power and Germann Shopping Center – CSP Amendment, Minor Administrative Design Review**

Dear Mr. Hess:

Staff has reviewed and approved your Minor Administrative Design Review, DR24-52 (DR07-55-A), to amend the existing Comprehensive Sign Program for the SWC of Power and Germann, zoned General Commercial (GC) with a Planned Area Development (PAD) overlay.

A general summary of the newly proposed requests on the subject site are listed below:

- Amend CSP to include permitted wall signage locations of new hotel building being developed within the center.

Staff has made the following findings:

- The project is consistent with the LDC and applicable design guidelines; and
- The project is compatible with adjacent and nearby development

Based on the above, staff has **approved this Minor Administrative Design Review** with the following attached information and conditions:

1. Construction shall conform to the exhibits stamped approved on 7/25/24.
2. All applicable conditions and requirements of the Land Development Code shall remain in full force and effect.
3. Any future signage requests not included in this approval will require an Administrative Design Review prior to sign permitting.

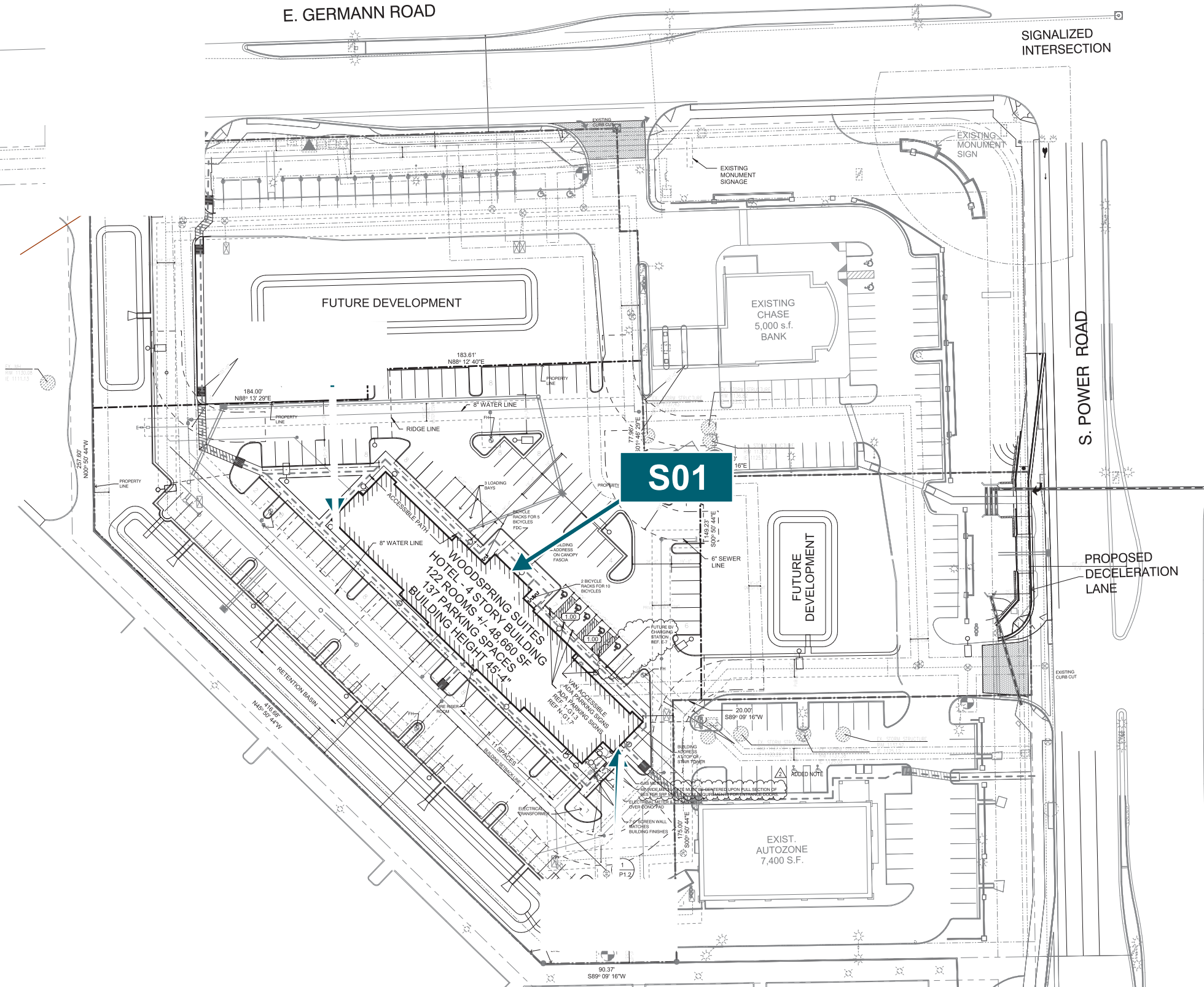
If you have any questions regarding the above, please contact me at (480) 503-6742 or [kristen.devine@gilbertaz.gov](mailto:kristen.devine@gilbertaz.gov).

Sincerely,

*Kristen Devine*

Kristen Devine  
Senior Planner

# SITE MAP



**APPROVED**  
 Administrative Design Review  
 Case # DR24-52 (DR07-55-A)  
 Date 07/25/24



ADDRESS: 7650 S. Power Rd. | Gilbert, AZ

DATE: 07/03/2023

REVISION: 08/29/20203 LL

DRAWN BY: C.Arocho

PAGE: 2

This document is the sole property of AGI, and all design, manufacturing, reproduction, use and sale rights regarding the same are expressly forbidden. It is submitted under a confidential relationship, for a special purpose, and the recipient, by accepting this document, assumes the custody and agrees that this document will not be copied or reproduced in whole or in part, nor its contents revealed in any manner or to any person except for the purpose for which it was tendered, nor any special features peculiar to this design be incorporated in other projects.




2655 International Parkway  
 Virginia Beach, VA 23452

# PROPOSED: SIGN S01 - CLH-18



NORTHEAST ELEVATION  
Scale: 1/16"=1'

FRONTAGE IS 245ft



### SIGN DETAILS:

Sign Type: CLH-18

Description: Channel Letters  
ILLUMINATED

Restoration SOW:

Electrical SOW: To be provided to  
sign location by others

Landscaping SOW: N/A

Comments: 5'-11" OAH  
Proposed - 120.18 sq. ft.

**APPROVED**

Administrative Design Review

Case # DR24-52 (DR07-55-A)

Date 07/25/24



2655 International Parkway  
Virginia Beach, VA 23452

### WOODSPRING SUITES HORIZONTAL CHANNEL LETTERS

SIGN TYPE	"W" HEIGHT	LOGO HEIGHT	LOGO LENGTH	UNDERScore HEIGHT	UNDERScore LENGTH	OVERALL HEIGHT	OVERALL LENGTH	BOXED SQUARE FOOTAGE
	A	B	C	D	E	F	G	
CLH-18	18"	5' - 11"	4' - 2 7/8"	1' - 0 3/8"	9' - 5 3/8"	5' - 11"	20' - 3 11/16"	120.18



ADDRESS: 7650 S. Power Rd. | Gilbert, AZ

DRAWN BY: C.Arocho

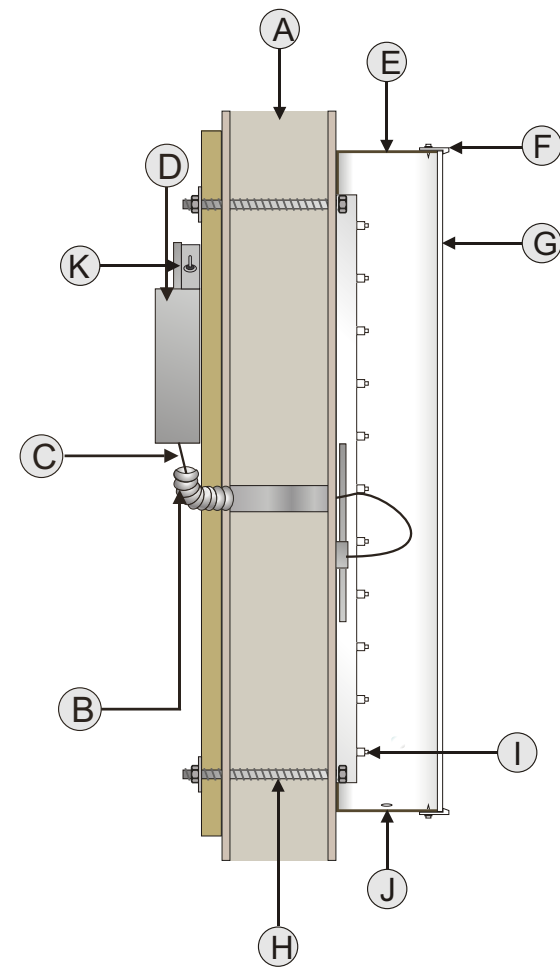
DATE: 07/03/2023

REVISION: 08/29/20203 LL

PAGE: 3

This document is the sole property of AGI, and all design, manufacturing, reproduction, use and sale rights regarding the same are expressly forbidden. It is submitted under a confidential relationship, for a special purpose, and the recipient, by accepting this document, assumes the custody and agrees that this document will not be copied or reproduced in whole or in part, nor its contents revealed in any manner or to any person except for the purpose for which it was tendered, nor any special features peculiar to this design be incorporated in other projects.

A	Wall
B	Conduit (1/2" min.)
C	Low voltage wiring
D	Remote low voltage trans.
E	5" deep returns
F	Trim cap
G	Acrylic Face
H	Mounting Per Fascia
I	LEDs
J	Weep holes
K	Power Disconnect Switch



**APPROVED**  
 Administrative Design Review  
 Case # DR24-52 (DR07-55-A)  
 Date 07/25/24

Master Sign Package

WASHER  
SIGNAGE  
MACHINE

# CHASE BANK & SHOPS

S.W.C Germann Rd & Power Road  
Gilbert, Arizona

Prepared by:



- ADDRESS: 4028 W. WHITTON PKY, AZ. 85019
- PHONE: ( 602 )-272-9356
- FAX: ( 602 )-272-4608
- [www.bootzandduke.com](http://www.bootzandduke.com)

**APPROVED PLANS**  
Design Review Board

Case # DR06-10

Date: 7/19/07

SUBJECT TO CONDITIONS OF APPROVAL

CSP created  
June 5, 2007

## **MASTER SIGNAGE PLAN**

### **Sign specifications and Requirements**

The purpose of this Master Signage Plan is to create a graphic environment that is individual and distinctive in identity for the merchant and also compatible with other signs within the Property. The total concept should give an impression of quality and instill a professional business image.

The following specifications shall be used for the design of all signage within the Property; however, in all cases, final written approval by Landlord is required prior to manufacturing and installation of all signs.

For purposes of this Master Signage Plan, any reference herein to "Landlord" shall mean DBS Properties Partnership, L.L.P. or its designee.

**PROCEDURE:** All signage drawing proposals will be submitted in three (3) copies to Landlord for written approval, prior to application for sign permit from Town of Gilbert.

#### **NOTICE:**

WRITTEN APPROVAL FROM LANDLORD AND CONFORMANCE WITH THE REQUIREMENTS SET FORTH HEREIN DOES NOT IMPLY CONFORMANCE WITH APPLICABLE LAWS, CODES, RULES, AND REGULATIONS PROMULGATED BY TOWN OF GILBERT OR ANY OTHER APPLICABLE GOVERNMENTAL AGENCY OR BODY (COLLECTIVELY, THE "LAWS"). ALL SIGNAGE LOCATED WITHIN THE PROPERTY SHALL BE APPROVED IN WRITING BY DECLARANT AND SHALL COMPLY WITH THE APPLICABLE LAWS, RECEIPT BY TENANT OF A SIGN PERMIT AND NOTIFICATION BY TENANT TO LANDLORD MUST BE RECEIVED PRIOR TO MANUFACTURING AND INSTALLATION OF ANY SIGNAGE.

#### **A. GENERAL PROVISIONS**

1. All signs and signage programs must conform to the requirements of this Master Signage plan, Town of Gilbert, and all applicable Laws. Applications and submittals for signage permits shall be per Town of Gilbert's procedure and requirements.
2. Signs shall identify the person or company operating the use conducted on the Parcel or Suite. No off-premises advertising is permitted.

#### **B. GENERAL REQUIREMENTS**

1. No signs, advertisements, notices, or other lettering shall be displayed, exhibited, painted or affixed in any manner to any part of the building exterior except as approved in writing by the Landlord.



## CRITERIA

---

2. Each Tenant shall defend, indemnify and hold the Landlord harmless for, from, and against all claims, costs (including attorneys' fees, expert witness fees and other litigation related costs), damages, expenses, liabilities and losses arising from the installation, maintenance and repair of Tenant's signs.
3. Each electrical sign, and the installation thereof, shall comply with all applicable Laws.
4. Tenant shall obtain all necessary permits for signs and the construction and installation of signs.
5. No labels shall be placed on the exposed surfaces of signs except those required by applicable Laws. Required labels shall be applied in conspicuous locations.
6. All penetrations of the building structure required for sign installation shall be neatly sealed in a watertight manner.
7. Any sign that does not conform with the requirements of this Master Signage Plan or was not approved by the Landlord as required hereby shall be immediately removed or brought into conformance at the Tenant's expense.
  - a. Signs with penetrations falling above roof line must seal wiring using a raceway rear.

### C. TYPE OF SIGN

1. All signs shall contain individual, pan channel or reverse pan channel, internally illuminated, wall mounted letters. Letters are not to be on a background and shall not be mounted on an exposed raceway.



**D. SPECIFIC REQUIREMENTS FOR BUILDINGS SIGNAGE**

1. SIZE OF SIGN

- a. Depth 5"-10"
- b. Length The overall length of spread of letters shall not exceed 80% of leased front footage as specified by Lease. (Example: Maximum spread for a sign for a space thirty (30) feet wide will be twenty-four (24) feet).
- c. Height Sign may not exceed 80 % of SIGN BAND height
- d. Quantity Each Tenant has a unique area in which signs are allowed.
- e. Overall Size of Sign Each sign allowed may be 1.5 square foot in size per foot of frontage on the same elevation. ( Not all elevations have been allotted signage ).
- f. The City of Gilbert sign code reads as follows.
  - 1. Each Tenant will be allowed one & one-half (1.5) square feet of building signage per foot of linear building frontage when frontage is greater than 75 feet from Property Line/Street Frontage. If frontage is less than 75 feet, one (1) square foot of building signage per foot of linear building frontage.
  - 2. Only the longest building frontage may be used to calculate sign square footage.
  - 3. Chase Bank shall be allowed to use their Corporate colors and letter style as shown on attached drawings.
- g. In the event that a user fronts on two (2) or more streets, the user shall be given the option of selecting one (1) street frontage for the purpose of computing allowable sign area.

**E. LIGHTING**

1. All lighting shall be illuminated with internal face neon lighting or L.E.D's.
2. All electrical will be U.L. or equivalent approved.
3. Primary copy (store name) required to be lighted. Illumination of secondary copy such as crests, shields, logos, established corporate insignias, or any other modifiers is subject to Declarant's written approval.
4. Electrical power shall be brought to required location at Owner's expense. The routing and location of other required items shall not be visible on the front of fascia.
5. Penetration of structure and graphics beams shall be kept to a minimum and must have proper insulation for voltage cable.
6. Transformers shall be concealed behind fascia and mounted in metal raceways or boxes.

**F. DETAIL DRAWING**

1. Three copies of a complete and detailed drawing by Owner's sign company shall be submitted to Declarant for final review and written approval.
2. Elevation of building fascia and sign shall be drawn using a minimum 1/4" to 1" scale.
3. Drawing shall indicate the following specifications:
  - a. Type, thickness, and color of Plexiglas type of material used for backs, returns, and trim caps, including color
  - b. Finish used on returns
  - c. Type of illumination and mounting method
4. Drawing must include fascia cross section showing electrical connections.

**G. WINDOW SIGNAGE**

Window sign not to exceed two (2) square feet and limited to store name, hours, and phone numbers. Any other variations must be approved by Declarant in writing.

Window signs to be created in a professional manner.

**H. Grand Opening banners are allowed with Declarant approval and must be permitted.**

**I. ADDRESS SIGNS**

Each store is required to display a street address and suite number above storefront door and service door of four (4) inch white exterior vinyl.

**J. THE FOLLOWING ARE NOT PERMITTED**

Roof signs.

Cloth signs or streamers hanging in front of business.

Exposed seam tubing.

Animated or moving components.

Intermittent or flashing illumination.

Iridescent painted signs.

Letter mounted or painted-on illuminated panels.

Signs or letters painted directly on any surface.

Signs will not be permitted to be installed or placed along perimeter of Property.

If you have any questions please call:

Bill Gibson  
**Bootz and Duke Sign Company**  
4028 W. Whitton Ave  
Phoenix, AZ 85019

Phone: 602-272-9356

Fax: 602-272-4608

[billgibson@bootzandduke.com](mailto:billgibson@bootzandduke.com)

NOT TO EXCEED 80%  
OF SIGN BAND IN HEIGHT  
(COLORED BAND NEAR TOP OF BUILDING)

NOT TO EXCEED 80%  
LEASED FRONTAGE

# TENANT

TYPICAL SET OF SELF CONTAINED PAN CHANNEL LETTERS.

**CONSTRUCTION**

- .063" ALUMINUM CONSTRUCTION.
- 5" DEEP RETURNS
- .040" CLC RETURNS COLOR AS PER TENANT.
- 3/4" TRIM CAP COLOR AS PER TENANT.

**MOUNTING**

MOUNT FLUSH TO WALL.

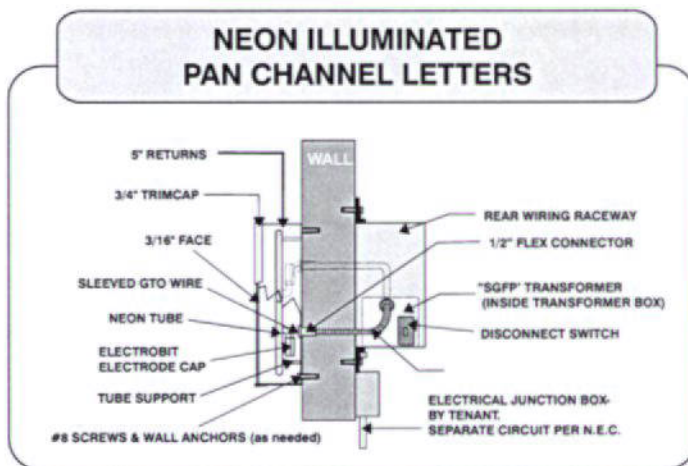
**FACE**

3/16" SG ACRYLIC COLOR AS PER TENANT.

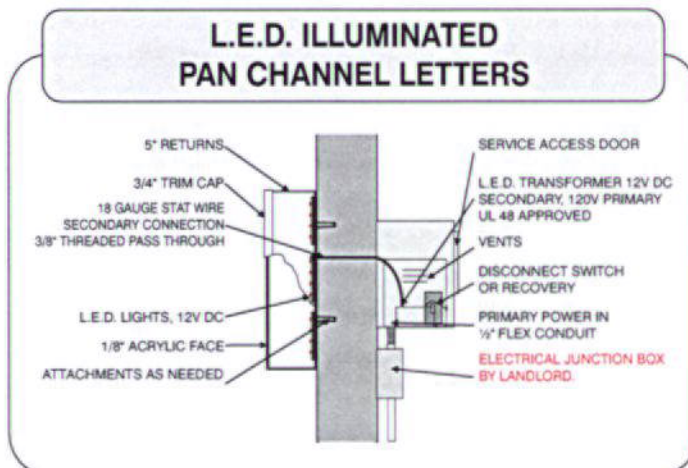
**ILLUMINATION**

- SLOAN OR GEL-COR L.E.D.'S OR NEON TUBING.
- SINGLE OR DOUBLE STROKE.
- 1 STROKE PER 4"
- WITH REMOTE TRANSFORMERS.

**NEON ILLUMINATED  
PAN CHANNEL LETTERS**



**L.E.D. ILLUMINATED  
PAN CHANNEL LETTERS**



## **MASTER SIGNAGE PLAN**

### **Sign specifications and Requirements**

The purpose of this Master Signage Plan is to create a graphic environment that is individual and distinctive in identity for the merchant and also compatible with other signs within the Property. The total concept should give an impression of quality and instill a professional business image.

The following specifications shall be used for the design of all signage within the Property; however, in all cases, final written approval by Landlord is required prior to manufacturing and installation of all signs.

For purposes of this Master Signage Plan, any reference herein to "Landlord" shall mean DBS Properties Partnership, L.L.P. or its designee.

**PROCEDURE:** All signage drawing proposals will be submitted in three (3) copies to Landlord for written approval, prior to application for sign permit from Town of Gilbert.

#### **NOTICE:**

WRITTEN APPROVAL FROM LANDLORD AND CONFORMANCE WITH THE REQUIREMENTS SET FORTH HEREIN DOES NOT IMPLY CONFORMANCE WITH APPLICABLE LAWS, CODES, RULES, AND REGULATIONS PROMULGATED BY TOWN OF GILBERT OR ANY OTHER APPLICABLE GOVERNMENTAL AGENCY OR BODY (COLLECTIVELY, THE "LAWS"). ALL SIGNAGE LOCATED WITHIN THE PROPERTY SHALL BE APPROVED IN WRITING BY DECLARANT AND SHALL COMPLY WITH THE APPLICABLE LAWS, RECEIPT BY TENANT OF A SIGN PERMIT AND NOTIFICATION BY TENANT TO LANDLORD MUST BE RECEIVED PRIOR TO MANUFACTURING AND INSTALLATION OF ANY SIGNAGE.

#### **A. GENERAL PROVISIONS**

1. All signs and signage programs must conform to the requirements of this Master Signage plan, Town of Gilbert, and all applicable Laws. Applications and submittals for signage permits shall be per Town of Gilbert's procedure and requirements.
2. Signs shall identify the person or company operating the use conducted on the Parcel or Suite. No off-premises advertising is permitted.

#### **B. GENERAL REQUIREMENTS**

1. No signs, advertisements, notices, or other lettering shall be displayed, exhibited, painted or affixed in any manner to any part of the building exterior except as approved in writing by the Landlord.



## CRITERIA

---

2. Each Tenant shall defend, indemnify and hold the Landlord harmless for, from, and against all claims, costs (including attorneys' fees, expert witness fees and other litigation related costs), damages, expenses, liabilities and losses arising from the installation, maintenance and repair of Tenant's signs.
3. Each electrical sign, and the installation thereof, shall comply with all applicable Laws.
4. Tenant shall obtain all necessary permits for signs and the construction and installation of signs.
5. No labels shall be placed on the exposed surfaces of signs except those required by applicable Laws. Required labels shall be applied in conspicuous locations.
6. All penetrations of the building structure required for sign installation shall be neatly sealed in a watertight manner.
7. Any sign that does not conform with the requirements of this Master Signage Plan or was not approved by the Landlord as required hereby shall be immediately removed or brought into conformance at the Tenant's expense.
  - a. Signs with penetrations falling above roof line must seal wiring using a raceway rear.

### C. TYPE OF SIGN

1. All signs shall contain individual, pan channel or reverse pan channel, internally illuminated, wall mounted letters. Letters are not to be on a background and shall not be mounted on an exposed raceway.

**D. SPECIFIC REQUIREMENTS FOR BUILDINGS SIGNAGE**

1. SIZE OF SIGN

- a. Depth 5"-10"
- b. Length The overall length of spread of letters shall not exceed 80% of leased front footage as specified by Lease. (Example: Maximum spread for a sign for a space thirty (30) feet wide will be twenty-four (24) feet).
- c. Height Sign may not exceed 80 % of SIGN BAND height
- d. Quantity Each Tenant has a unique area in which signs are allowed.
- e. Overall Size of Sign Each sign allowed may be 1.5 square foot in size per foot of frontage on the same elevation. ( Not all elevations have been allotted signage ).
- f. The City of Gilbert sign code reads as follows.
  - 1. Each Tenant will be allowed one & one-half (1.5) square feet of building signage per foot of linear building frontage when frontage is greater than 75 feet from Property Line/Street Frontage. If frontage is less than 75 feet, one (1) square foot of building signage per foot of linear building frontage.
  - 2. Only the longest building frontage may be used to calculate sign square footage.
  - 3. Chase Bank shall be allowed to use their Corporate colors and letter style as shown on attached drawings.
- g. In the event that a user fronts on two (2) or more streets, the user shall be given the option of selecting one (1) street frontage for the purpose of computing allowable sign area.

**E. LIGHTING**

1. All lighting shall be illuminated with internal face neon lighting or L.E.D's.
2. All electrical will be U.L. or equivalent approved.
3. Primary copy (store name) required to be lighted. Illumination of secondary copy such as crests, shields, logos, established corporate insignias, or any other modifiers is subject to Declarant's written approval.
4. Electrical power shall be brought to required location at Owner's expense. The routing and location of other required items shall not be visible on the front of fascia.
5. Penetration of structure and graphics beams shall be kept to a minimum and must have proper insulation for voltage cable.
6. Transformers shall be concealed behind fascia and mounted in metal raceways or boxes.

**F. DETAIL DRAWING**

1. Three copies of a complete and detailed drawing by Owner's sign company shall be submitted to Declarant for final review and written approval.
2. Elevation of building fascia and sign shall be drawn using a minimum ¼" to 1" scale.
3. Drawing shall indicate the following specifications:
  - a. Type, thickness, and color of Plexiglas type of material used for backs, returns, and trim caps, including color
  - b. Finish used on returns
  - c. Type of illumination and mounting method
4. Drawing must include fascia cross section showing electrical connections.

**G. WINDOW SIGNAGE**

Window sign not to exceed two (2) square feet and limited to store name, hours, and phone numbers. Any other variations must be approved by Declarant in writing.

Window signs to be created in a professional manner.



**H. Grand Opening banners are allowed with Declarant approval and must be permitted.**

**I. ADDRESS SIGNS**

Each store is required to display a street address and suite number above storefront door and service door of four (4) inch white exterior vinyl.

**J. THE FOLLOWING ARE NOT PERMITTED**

Roof signs.

Cloth signs or streamers hanging in front of business.

Exposed seam tubing.

Animated or moving components.

Intermittent or flashing illumination.

Iridescent painted signs.

Letter mounted or painted-on illuminated panels.

Signs or letters painted directly on any surface.

Signs will not be permitted to be installed or placed along perimeter of Property.

If you have any questions please call:

Bill Gibson  
**Bootz and Duke Sign Company**  
4028 W. Whitton Ave  
Phoenix, AZ 85019

Phone: 602-272-9356

Fax: 602-272-4608

[billgibson@bootzandduke.com](mailto:billgibson@bootzandduke.com)

NOT TO EXCEED 80%  
OF SIGN BAND IN HEIGHT  
(COLORED BAND NEAR TOP OF BUILDING)

NOT TO EXCEED 80%  
LEASED FRONTAGE

# TENANT

TYPICAL SET OF SELF CONTAINED PAN CHANNEL LETTERS.

**CONSTRUCTION**

.063" ALUMINUM CONSTRUCTION.  
5" DEEP RETURNS  
.040" CLC RETURNS COLOR AS PER TENANT.  
3/4" TRIM CAP COLOR AS PER TENANT.

**MOUNTING**

MOUNT FLUSH TO WALL.

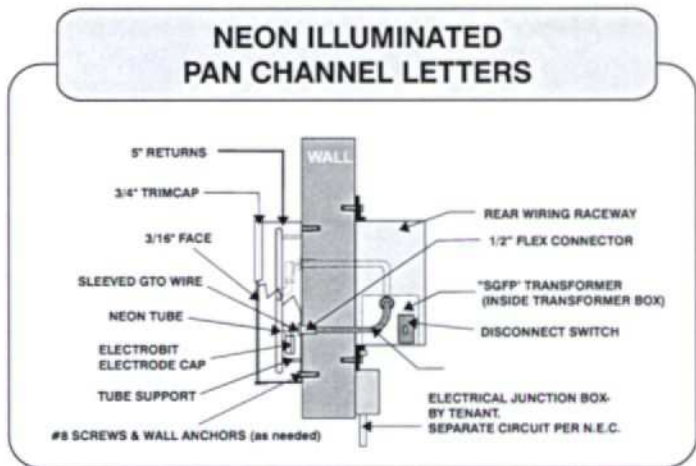
**FACE**

3/16" SG ACRYLIC COLOR AS PER TENANT.

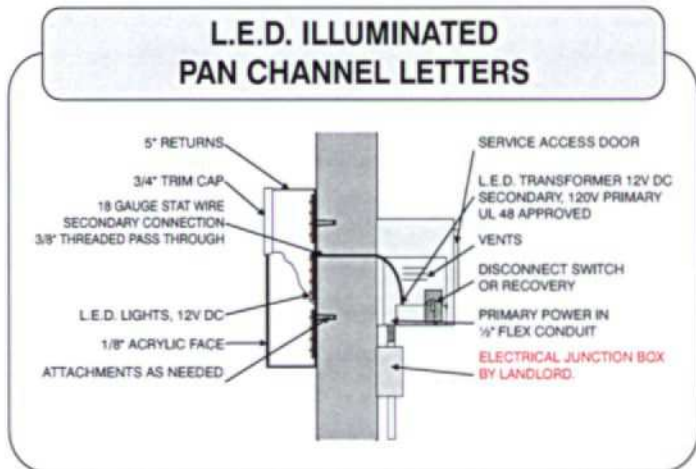
**ILLUMINATION**

SLOAN OR GEL-COR L.E.D.'S OR NEON TUBING.  
SINGLE OR DOUBLE STROKE.  
1 STROKE PER 4"  
WITH REMOTE TRANSFORMERS.

**NEON ILLUMINATED  
PAN CHANNEL LETTERS**



**L.E.D. ILLUMINATED  
PAN CHANNEL LETTERS**



A Proposed Sign Package for:

# GERMANN RD. & POWER RD.

## Shopping Center

SWC Germann Road & Power Road  
Gilbert, AZ

First Draft 02-22-06

Revision 1- 03-07-06

Revision-New Chase drawings by Icon 12-18-06

Revision 2- Chase Monument 03-12-07

Criteria Added 06-05-07

APPROVED PLANS  
Design Review Board  
Case # DR06-10  
Date: 7/19/07  
SUBJECT TO CONDITIONS OF APPROVAL

Provided by:

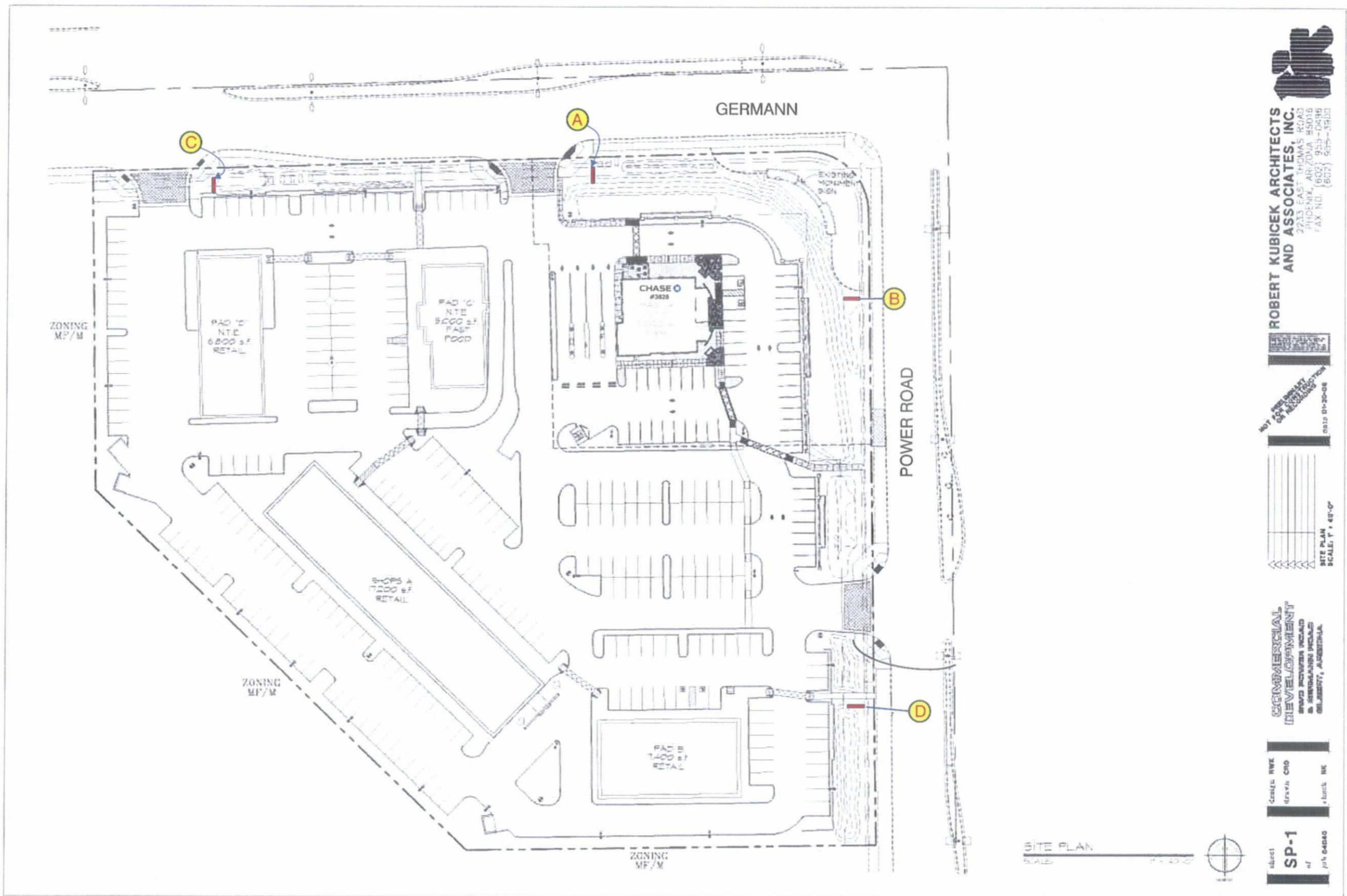


*Signs*

4028 W. Whitton Avenue Phoenix, AZ 85019-3623

Phone: 602-272-9356

Fax: 602-272-4608



**ROBERT KUBICEK ARCHITECTS AND ASSOCIATES, INC.**  
 2733 EAST THOMAS ROAD  
 PHOENIX, ARIZONA 85016  
 (602) 953-0496  
 FAX NO. (602) 953-3933

NOT FOR CONSTRUCTION OR RECORDING  
 0512 01-20-06

SITE PLAN  
 SCALE: 1" = 48'-0"

**COMMERCIAL DEVELOPMENT**  
 1000 W. WILSON AVENUE  
 GILBERT, ARIZONA

GERALD HWK  
 TRAVIS CRO  
 JERRICK NK

SP-1  
 JPH 04040

SITE PLAN  
 SCALE: 1" = 48'-0"

Rev 1-Added Signs C & D with three panels.Moved Signs A & B. Butting up to easement line. Rev 2- New site plan.


CLIENT: <b>GERMANN &amp; POWER RD CENTER</b>		REVISIONS: ▲ 03-07-06	
ADDRESS: <b>Gilbert, AZ</b>		▲ 07-07-06	
SALESMAN: <b>Bill Gibson</b>	DESIGNER: <b>LMWilliams</b>	DESIGN #: <b>L-1072-06-R2</b>	
DATE: <b>02-22-06</b>	SCALE: <b>AS NOTED</b>	REVISIONS: ▲	PAGE:

● ADDRESS: 4028 W. WHITTON PHX, AZ. 85019  
 ● PHONE: ( 602 )-272-9356  
 ● FAX: ( 602 )-272-4608  
 ● E-MAIL: [www.bootzandduke.com](http://www.bootzandduke.com)

THIS CUSTOM DESIGN SUBMITTED FOR YOUR PERSONAL USE IS THE EXCLUSIVE PROPERTY OF BOOTZ & DUKE SIGN CO. OF PHOENIX, ARIZONA. IT MAY NOT BE REPRODUCED, COPIED, OR EXHIBITED IN ANY FASHION TO ANYONE OUTSIDE OF YOUR ORGANIZATION WITH OUT THE WRITTEN PERMISSION OF AN AUTHORIZED OFFICIAL OF BOOTZ & DUKE SIGN CO.

BOOTZ
& DUKE

Signs



**END VIEW**  
street side

4" address numerals  
1/4" flat cut out aluminum  
painted black satin finish  
(non-illuminated)  
(address to be determined)

--	--	--	--	--

**CHASE letters**-3/4" clear acrylic push thru.  
5/8" visible clear acrylic from aluminum background.  
Mill finish on edges.  
Decorate w/ 3M film #3632-20 white first surface (face of letters).  
1/8" clear acrylic backing.  
Decorate w/ 3M Diffuser Film #3635-70 white second surface.

**LOGO**- 3/4" clear acrylic push thru.  
5/8" visible clear acrylic from aluminum background.  
Mill finish on edges.  
Decorate w/ 3M film #3630-127 Chase Blue first surface (face of letters).  
1/8" clear acrylic backing.  
Decorate w/ 3M Diffuser film #3635-70 second surface.

**(A)(B) TWO DOUBLE FACE ILLUMINATED MONUMENT DISPLAYS**  
scale: 3/4"=1'-0"

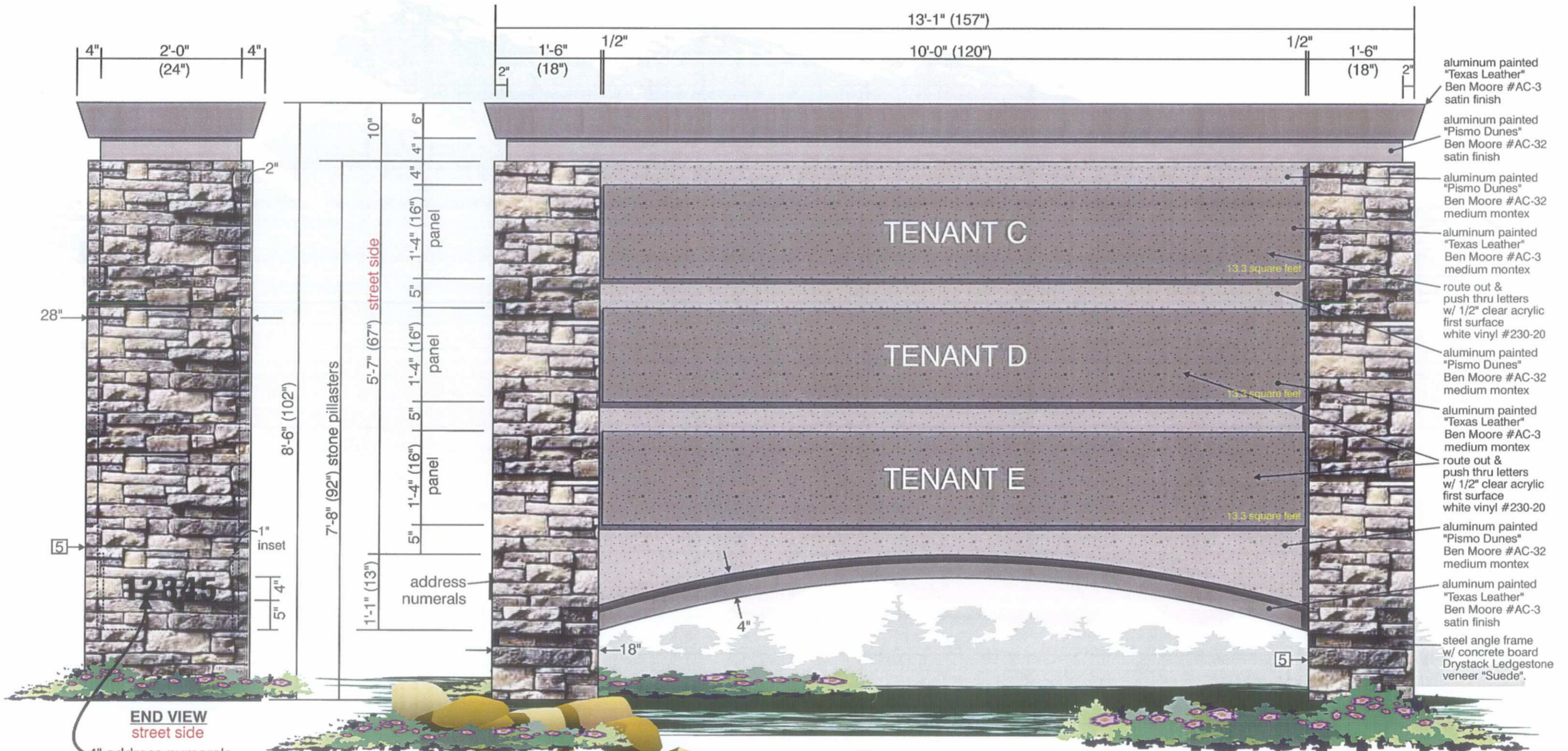
**40 square feet**  
ROUTE OUT ALL COPY OUT OF  
ALUMINUM TEXTURED FACES &  
PUSH THRU 3/4" CLEAR ACRYLIC.  
FLUORESCENT ILLUMINATION.

Rev 1-No change to this sheet. Rev 2-Changed Chase to white from black.Reducing height of letters from 13-1/2" to 11-5/8", logo proportional.

CLIENT: <b>GERMANN &amp; POWER RD CENTER</b>		REVISIONS: 03-07-06
ADDRESS: <b>Gilbert, AZ</b>		03-12-07
SALESMAN: <b>Bill Gibson</b>	DESIGNER: <b>LMWilliams</b>	DESIGN #: <b>L-1072-06-R2</b>
DATE: <b>02-22-06</b>	SCALE: <b>AS NOTED</b>	PAGE:

● ADDRESS: 4028 W. WHITTON PHX, AZ. 85019  
● PHONE: ( 602 )-272-9356  
● FAX: ( 602 )-272-4608  
● E-MAIL: [www.bootzandduke.com](http://www.bootzandduke.com)

THIS CUSTOM DESIGN SUBMITTED FOR YOUR PERSONAL USE IS THE EXCLUSIVE PROPERTY OF BOOTZ & DUKE SIGN CO. OF PHOENIX, ARIZONA. IT MAY NOT BE REPRODUCED, COPIED, OR EXHIBITED IN ANY FASHION TO ANYONE OUTSIDE OF YOUR ORGANIZATION WITH OUT THE WRITTEN PERMISSION OF AN AUTHORIZED OFFICIAL OF BOOTZ & DUKE SIGN CO.



1 "Texas Leather" Ben Moore #AC-3 satin finish	2 "Texas Leather" Ben Moore #AC-3 medium montex	3 "Pismo Dunes" Ben Moore #AC-32 satin finish	4 "Pismo Dunes" Ben Moore #AC-32 medium montex	5 Drystack Ledgestone "Suede"

© (2) TWO DOUBLE FACE ILLUMINATED MONUMENT DISPLAYS  
scale: 3/4" = 1'-0"

**40 square feet**  
ROUTE OUT ALL COPY OUT OF ALUMINUM TEXTURED FACES & PUSH THRU 3/4" CLEAR ACRYLIC. FLUORESCENT ILLUMINATION.


Rev 1-Added Signs C & D with three panels. Rev 2-No change to this sheet.

CLIENT: <b>GERMANN &amp; POWER RD CENTER</b>		REVISIONS: 03-07-06
ADDRESS: <b>Gilbert, AZ</b>		03-12-07
SALESMAN: <b>Bill Gibson</b>	DESIGNER: <b>LMWilliams</b>	DESIGN #: <b>L-1072-06-R2</b>
DATE: <b>02-22-06</b>	SCALE: <b>AS NOTED</b>	PAGE:

● ADDRESS: 4028 W. WHITTON PHX, AZ. 85019  
● PHONE: ( 602 )-272-9356  
● FAX: ( 602 )-272-4608  
● E-MAIL: [www.bootzandduke.com](http://www.bootzandduke.com)


THIS CUSTOM DESIGN SUBMITTED FOR YOUR PERSONAL USE IS THE EXCLUSIVE PROPERTY OF BOOTZ & DUKE SIGN CO. OF PHOENIX, ARIZONA. IT MAY NOT BE REPRODUCED, COPIED, OR EXHIBITED IN ANY FASHION TO ANYONE OUTSIDE OF YOUR ORGANIZATION WITH OUT THE WRITTEN PERMISSION OF AN AUTHORIZED OFFICIAL OF BOOTZ & DUKE SIGN CO.

**BOOTZ & DUKE** **Signs**



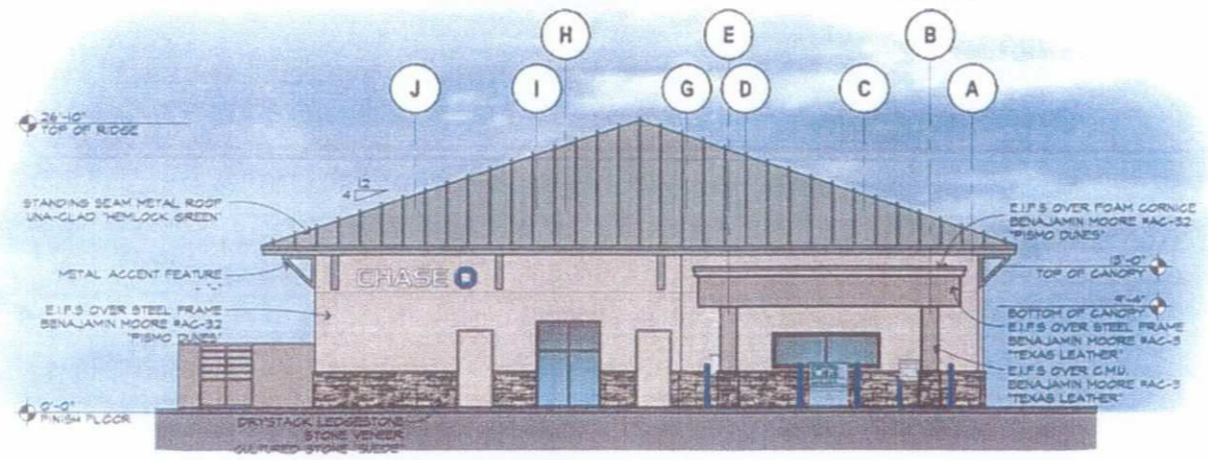
**EAST ELEVATION**

1/8" = 1'-0"



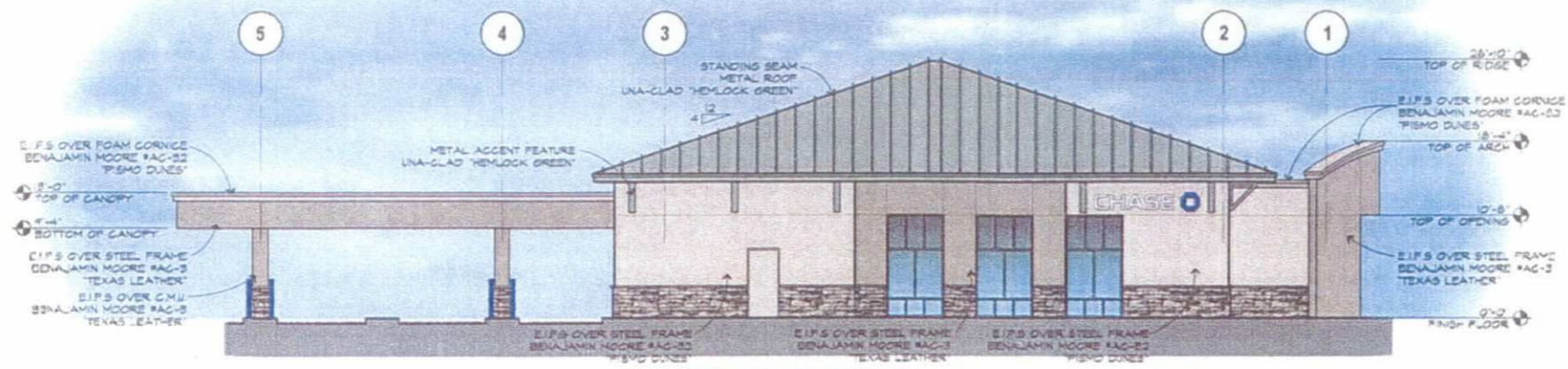
**NORTH ELEVATION**

1/8" = 1'-0"



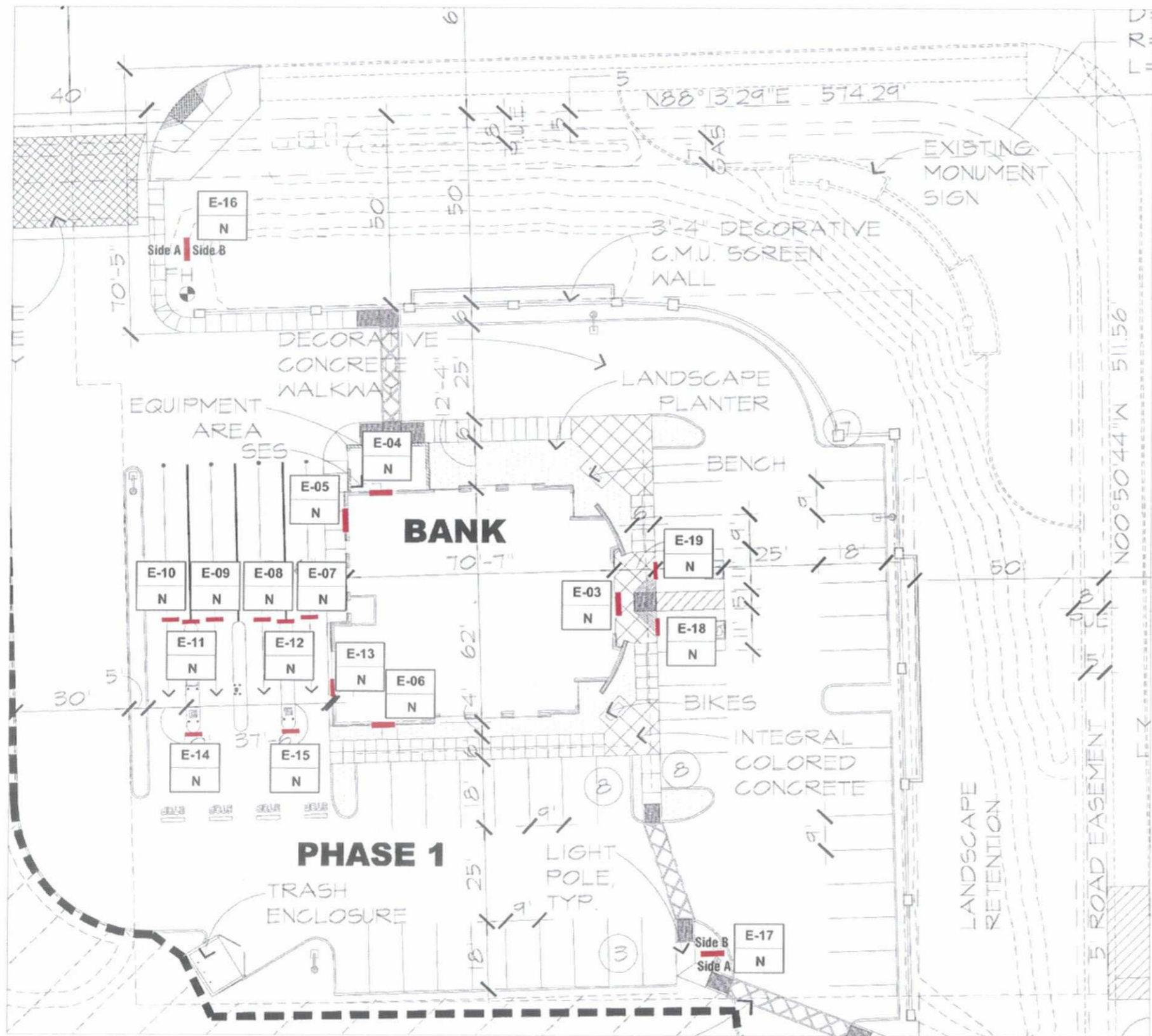
**WEST ELEVATION**

1/8" = 1'-0"



**SOUTH ELEVATION**

1/8" = 1'-0"



RECOMMENDATIONS LIST		
NO	SIGN TYPE	SQ.FT.
1	Custom - Replacement Faces. By Others	-
2	Custom - Replacement Faces. By Others	-
3	LIF-WBO-30-s - Channel Letters. Pg.2	57.8
4	LIF-WBO-24-s - Channel Letters. Pg.3	36.9
5	LIF-WBO-24-s - Channel Letters. Pg.2	36.9
6	LIF-WBO-24-s - Channel Letters. Pg.4	36.9
7	DU-A-s - Lane Designator. Pg.3	3.0
8	DU-B-s - Lane Designator. Pg.3	3.0
9	DU-B-s - Lane Designator. Pg.3	3.0
10	DU-C-s - Lane Designator. Pg.3	3.0
11	TC-3-W-s - Clearance Sign. Pg.3	2.5
12	TC-3-W-s - Clearance Sign. Pg.3	2.5
13	ND-1-s - Night Deposit Sign. Pg.2	0.5
14	TC-W-H-s - Wall Regulatory. Pg.4	2.0
15	TC-W-H-s - Wall Regulatory. Pg.4	2.0
16	D-2-s - Directional Sign. Pg.5	2.0
17	D-2-s - Directional Sign. Pg.5	2.0
18	TC-P-D-s - Pole Mounted Regulatory. Pg.5	2.0
19	TC-P-C-s - Pole Mounted Regulatory. Pg.5	2.0
<b>TOTAL:</b>		<b>208.0</b>

**SETBACK 75'-0" + FROM ROW.  
BUILDING LENGTH - 70'-6".  
70'-6" x 1.5 = 105.75**



LOCATION: 852-3828  
Power Rd. & Germann Rd.  
Gilbert, AZ

FILE: 852-3828.cdr  
DATE: 08/04/06  
DRAWN: TJ

PAGE: 1 of 9  
SCALE: As Noted  
DIRECTOR:

REVISED: 06/09/07  
APPROVED BY / DATE

Project Mgr.:  
Sales Mgr.:







LIF-WBO-30-s > Channel Letters (White Letters/Blue Octagon) - 57.8 SQ.FT.

SIGN #03 QTY. 1 INDIVIDUAL FLUSH MOUNTED NEON LIT LETTERS AND LOGO SCALE: 1/4" = 1'-0" NOTE: LOGO IS 10.8 SQ.FT.

*OL 33.4P + LOGO*



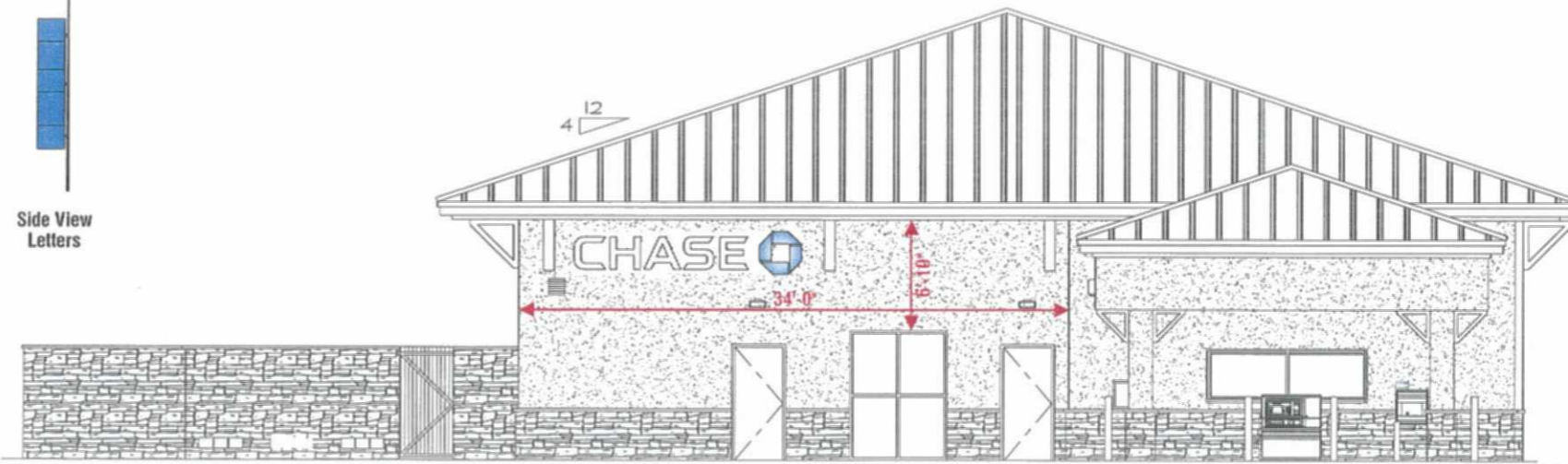
LIF-WBO-24-s > Channel Letters (White Letters/Blue Octagon) - 36.9 SQ.FT.

SIGN #05 QTY. 1 INDIVIDUAL FLUSH MOUNTED NEON LIT LETTERS AND LOGO SCALE: 3/8" = 1'-0" NOTE: LOGO IS 6.9 SQ.FT.

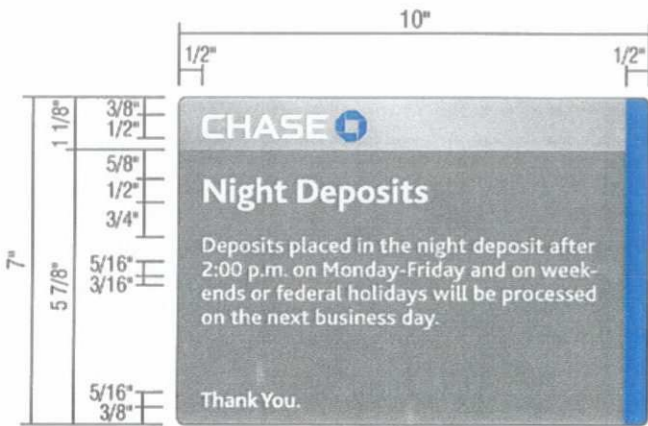
*21.3P + LOGO*



EAST ELEVATION

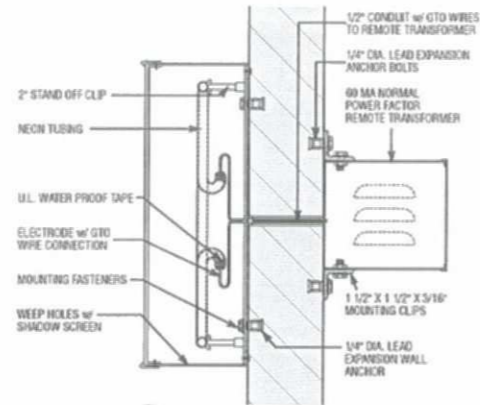


WEST ELEVATION



ND-1-s > Night Deposit Sign - 0.5 SQ.FT.

SIGN #13 QTY. 1 SCALE: 3" = 1'-0"



REMOTE TRANSFORMER LETTER DETAIL

N.T.S.

**SIGN #3 > HORIZONTAL BAND - 50'-10" x 80% = 40'-8" ALLOWED.**  
**> VERTICAL BAND - 8'-4" x 80% = 7'-6" ALLOWED.**  
**SIGN #5 > HORIZONTAL BAND - 34'-0" x 80% = 27'-2 1/2" ALLOWED.**  
**> VERTICAL BAND - 6'-10" x 80% = 5'-5 1/2" ALLOWED.**

**DIMENSION LEGEND**

NO	SIGN TYPE	SQ. FT.
3	LIF-WBO-30-s	57.8
5	LIF-WBO-24-s	36.9
13	ND-1-s	0.5
<b>TOTAL:</b>		<b>95.2</b>



LOCATION: 852-3828  
 Power Rd. & Germann Rd.  
 Gilbert, AZ

FILE: 852-3828.cdr  
 DATE: 08/04/06  
 DRAWN: TJ


PAGE: 2 of 9  
 SCALE: As Noted  
 DIRECTOR:

REVISED: 06/09/07

APPROVED BY / DATE

Project Mgr.:  
 Sales Mgr.:



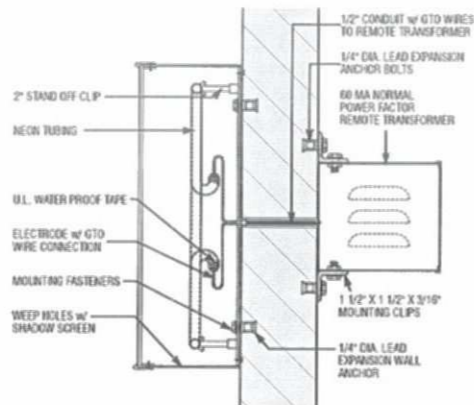


LIF-WBO-24-s > Channel Letters (White Letters/Blue Octagon) - 36.9 SQ.FT.

SIGN #04  
QTY: 1  
INDIVIDUAL FLUSH MOUNTED NEON LIT LETTERS AND LOGO  
NOTE: LOGO IS 6.9 SQ.FT.

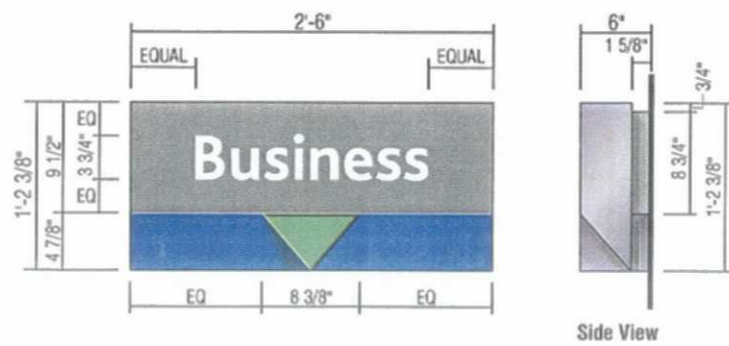
SCALE: 3/8" = 1'-0"

21.37 SQ  
11000



REMOTE TRANSFORMER LETTER DETAIL

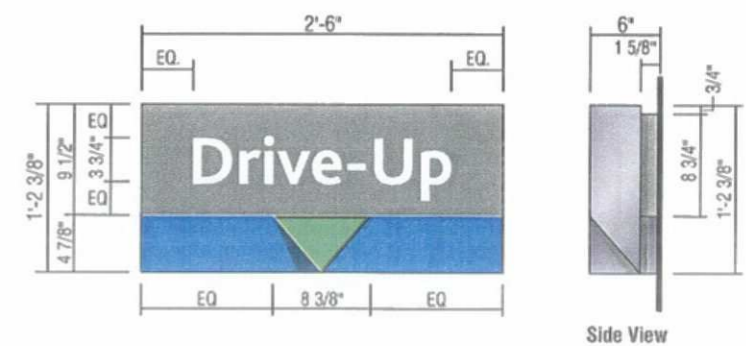
N.T.S.



DU-A-s > Illuminated Lane Designator Sign (Business) - 3.0 SQ. FT.

Sign #07  
QTY: 1

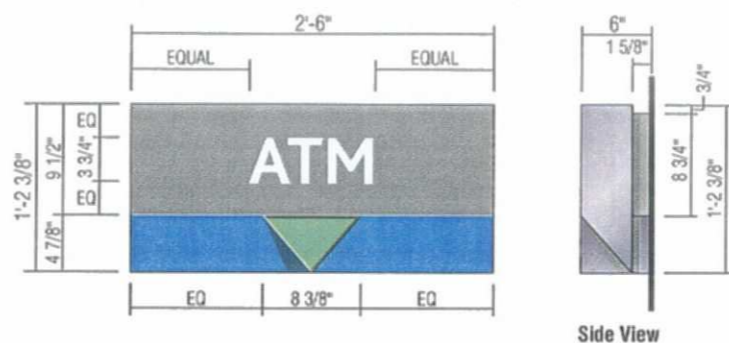
Scale: 3/4" = 1'-0"



DU-B-s > Illuminated Lane Designator Sign - 3.0 SQ.FT.

Signs #08 & 09  
QTY: 1 each

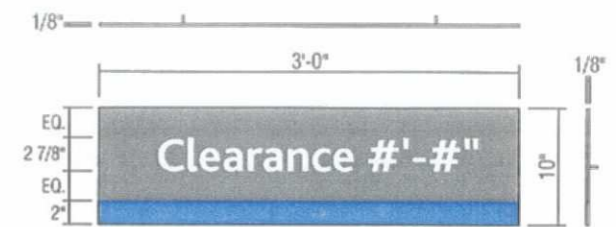
Scale: 3/4" = 1'-0"



DU-C-s > Illuminated Lane Designator Sign - 3.0 SQ.FT.

Sign #10  
QTY: 1

Scale: 3/4" = 1'-0"



TC-3-W-s > Non-Illuminated Clearance Sign - 2.5 SQ.FT.

SIGN #11-12  
QTY: 1 each

SCALE: 3/4" = 1'-0"

NOTES:

- 125° ALUM. SIGN FACE. PAINT FINISH ALL EXPOSED SURFACE DK. NICKEL, GLOSS FINISH. WELD STUDS SECOND SURFACE FOR WALL ATTACHMENT.

- PAINT FINISH ACCENT BAND TO MATCH PMS #300, SEMI-GLOSS FINISH.



NORTH ELEVATION

DIMENSION LEGEND

NO	SIGN TYPE	SQ. FT.
4	LIF-WBO-24-s	36.9
7	DU-A-s	3.0
8	DU-B-s	3.0
9	DU-B-s	3.0
10	DU-C-s	3.0
11	TC-3-W-s	2.5
12	TC-3-W-s	2.5
TOTAL:		53.9



LOCATION: 852-3828

Power Rd. & Germann Rd.

Gilbert, AZ

FILE: 852-3828.cdr

DATE: 08/04/06

DRAWN: TJ

PAGE: 3 of 9

SCALE: As Noted

DIRECTOR:

REVISED: 06/09/07


APPROVED BY / DATE

Project Mgr.:

Sales Mgr.:



1418 Elmhurst Rd.  
Elk Grove Village  
Illinois 60007



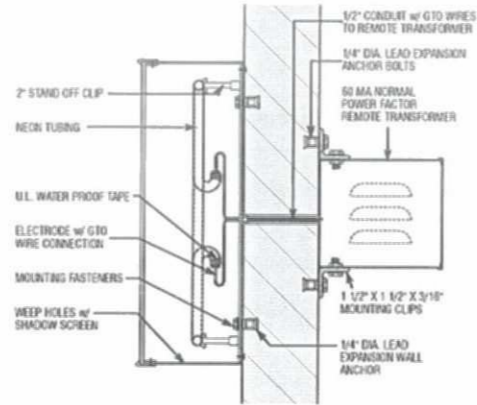
LIF-WBO-24-s > Channel Letters (White Letters/Blue Octagon) - 36.9 SQ.FT.

SIGN #06  
QTY. 1

INDIVIDUAL FLUSH MOUNTED NEON LIT LETTERS AND LOGO  
NOTE: LOGO IS 6.9 SQ.FT.

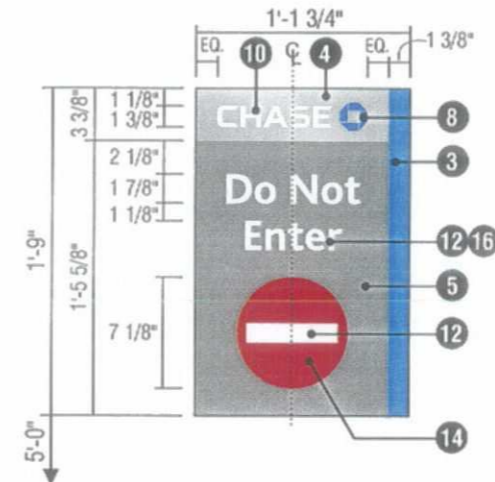
SCALE: 3/8" = 1'-0"

*21.3 # ok  
+ WBO*



REMOTE TRANSFORMER LETTER DETAIL

N.T.S.



TC-W-H-s - Non-Illuminated Wall Sign - 2.0 SQ.FT.

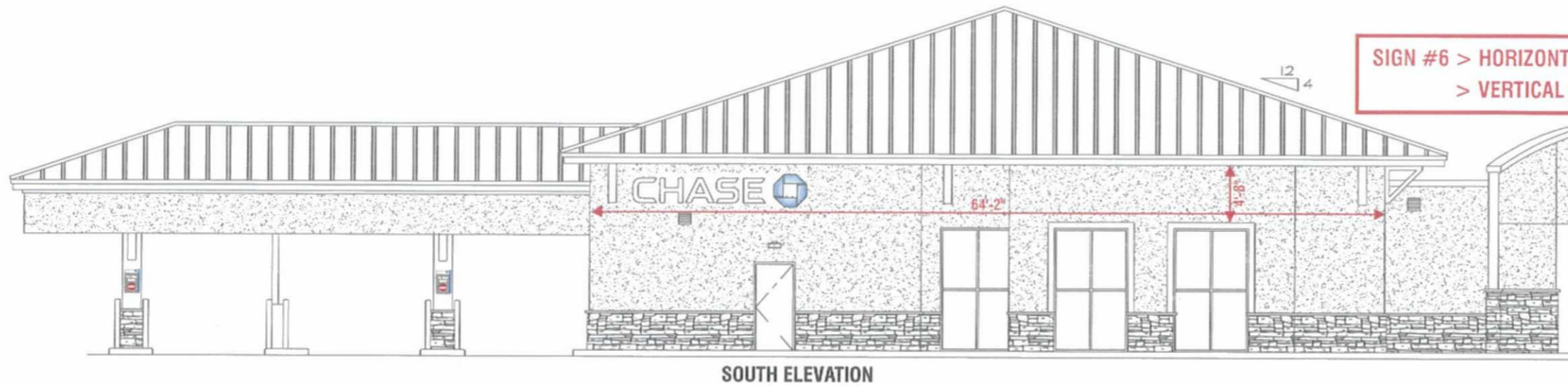
SIGN #14 & 15  
QTY. 1 each

SCALE: 1" = 1'-0"

GRAPHIC - BILL OF MATERIALS

NO	REQUIREMENTS
1	PAINT - CHASE DARK BLUE - PMS #301 BLUE - MATTHEWS #MP-00367
2	PAINT - CHASE LIGHT BLUE - PMS #2925 BLUE - MATTHEWS #MP-00909
3	PAINT - CHASE BLUE - MATTHEWS #MP-00306
4	PAINT - CHASE NICKEL - MATTHEWS MP-18101
5	PAINT - CHASE DK. NICKEL - MATTHEWS MP-18149
6	ACRYLIC - WHITE - ACRYSTEEL #7328
7	ACRYLIC - BLUE - ACRYSTEEL # T.B.D.
8	VINYL - CHASE BLUE - 3M #3630-127
9	VINYL - CHASE DK. BLUE FILM - T.B.D.
10	VINYL - WHITE OPAQUE - 3M #7725-10
11	VINYL - WHITE TRANSLUCENT - 3M #3632-20
12	VINYL - 3M SCOTCHLITE REFLECTIVE FILM #580-10 WHITE
13	VINYL - 3M SCOTCHLITE REFLECTIVE FILM #580-85 BLACK
14	VINYL - 3M SCOTCHLITE REFLECTIVE FILM #580-72 RED
15	VINYL - 3M SCOTCHLITE REFLECTIVE FILM #580-75 BLUE
16	FONT - BLISS BOLD

SIGN #6 > HORIZONTAL BAND - 64'-2" x 80% = 51'-4" ALLOWED.  
> VERTICAL BAND - 4'-8" x 80% = 3'-8 3/4" ALLOWED.



SOUTH ELEVATION

DIMENSION LEGEND		
NO	SIGN TYPE	SQ. FT.
6	LIF-WBO-24-s	36.9
14	TC-W-H-s	2.0
15	TC-W-H-s	2.0
TOTAL:		40.9



LOCATION: 852-3828

Power Rd. & Germann Rd.

Gilbert, AZ

FILE: 852-3828.cdr

DATE: 08/04/06

DRAWN: TJ

PAGE: 4 of 9

SCALE: As Noted

DIRECTOR:

REVISED: 06/09/07

APPROVED BY / DATE

Project

Mgr.:

Sales

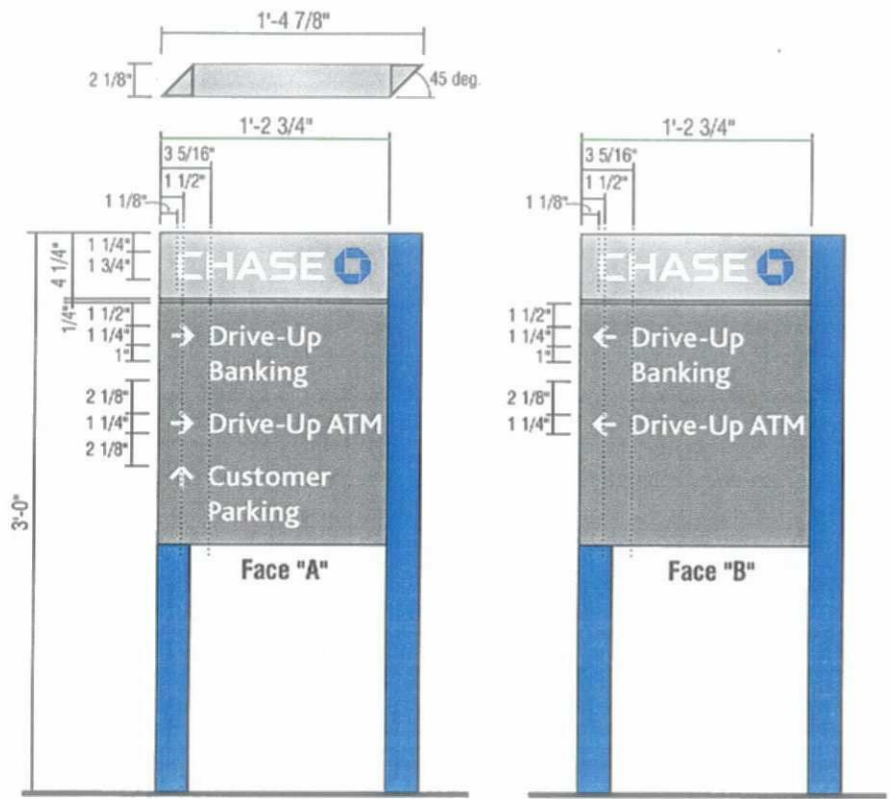
Mgr.:



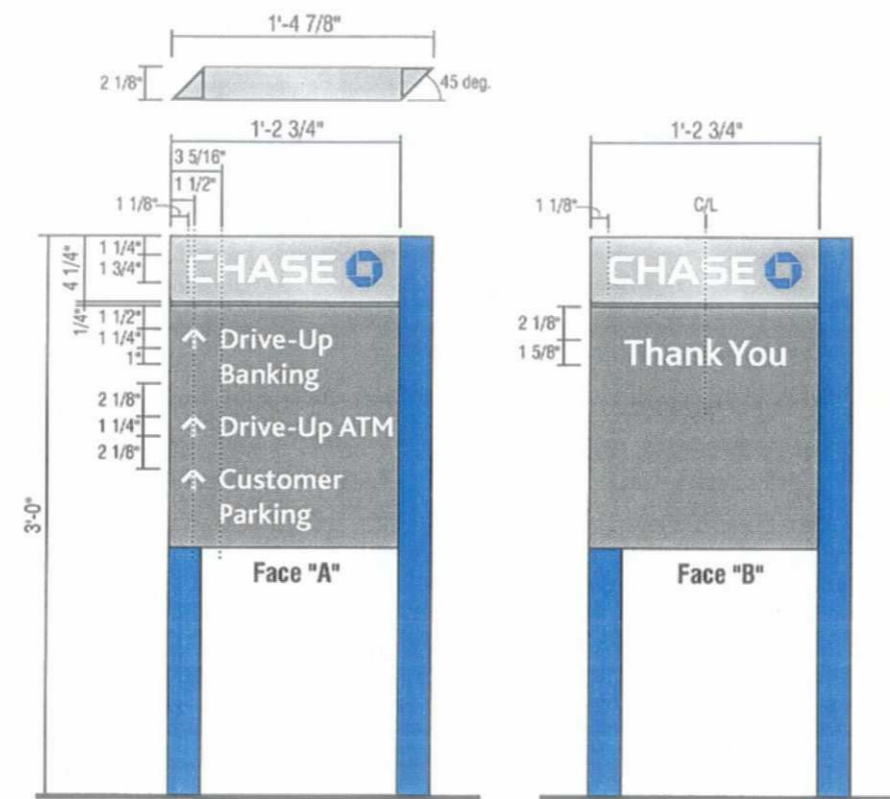
1418 Elmhurst Rd.  
Elk Grove Village  
Illinois 60007

**GRAPHIC - BILL OF MATERIALS**

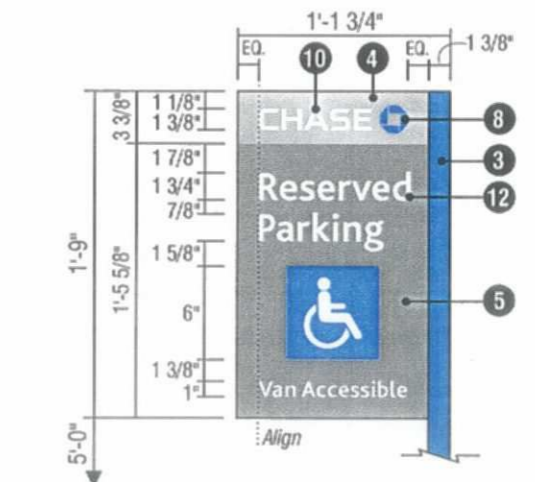
NO	REQUIREMENTS
1	PAINT - CHASE DARK BLUE - PMS #301 BLUE - MATTHEWS #MP-00367
2	PAINT - CHASE LIGHT BLUE - PMS #2925 BLUE - MATTHEWS #MP-00909
3	PAINT - CHASE BLUE - MATTHEWS #MP-00306
4	PAINT - CHASE NICKEL - MATTHEWS MP-18101
5	PAINT - CHASE DK. NICKEL - MATTHEWS MP-18149
6	ACRYLIC - WHITE - ACRYSTEEL #7328
7	ACRYLIC - BLUE - ACRYSTEEL # T.B.D.
8	VINYL - CHASE BLUE - 3M #3630-127
9	VINYL - CHASE DK. BLUE FILM - T.B.D.
10	VINYL - WHITE OPAQUE - 3M #7725-10
11	VINYL - WHITE TRANSLUCENT - 3M #3632-20
12	VINYL - 3M SCOTCHLITE REFLECTIVE FILM #580-10 WHITE
13	VINYL - 3M SCOTCHLITE REFLECTIVE FILM #580-85 BLACK
14	VINYL - 3M SCOTCHLITE REFLECTIVE FILM #580-72 RED
15	VINYL - 3M SCOTCHLITE REFLECTIVE FILM #580-75 BLUE
16	FONT - BLISS BOLD



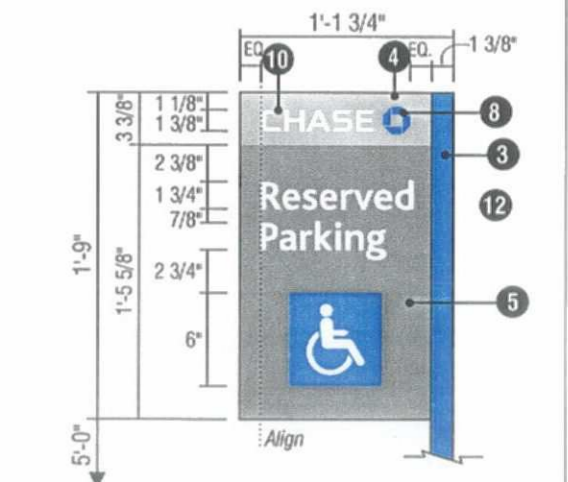
**D-2-s > D/F Non-Illuminated Directional Sign - 2.0 SQ.FT.**  
SIGN #16 QTY. 1 SCALE: 1" = 1'-0"



**D-2-s > D/F Non-Illuminated Directional Sign - 2.0 SQ.FT.**  
SIGN #17 QTY. 1 SCALE: 1" = 1'-0"



**TC-P-D-s - Non-Illuminated Pole Sign - 2.0 SQ.FT.**  
SIGN #18 QTY. 1 SCALE: 1" = 1'-0"



**TC-P-C-s - Non-Illuminated Pole Sign - 2.0 SQ.FT.**  
SIGN #19 QTY. 1 SCALE: 1" = 1'-0"

**DIMENSION LEGEND**

NO	SIGN TYPE	SQ. FT.
16	D-2-s	2.0
17	D-2-s	2.0
18	TC-P-D-s	2.0
19	TC-P-C-s	2.0
<b>TOTAL:</b>		<b>8.0</b>

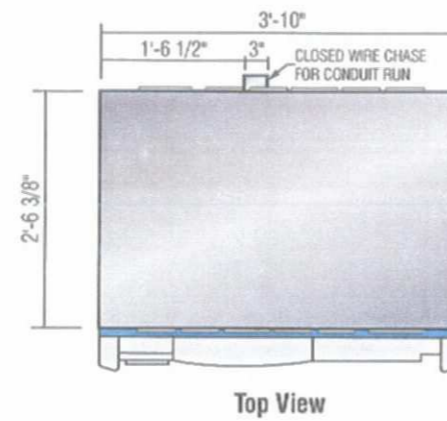
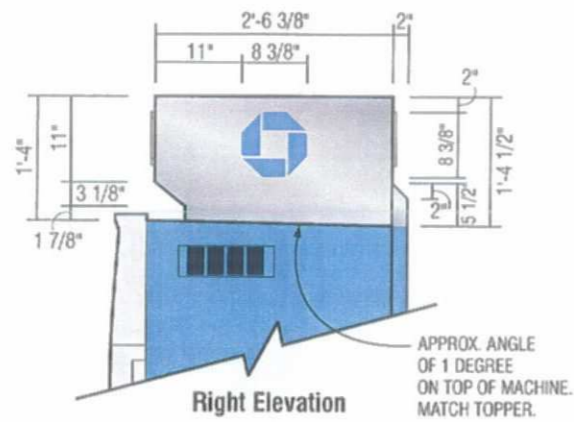


**LOCATION:** 852-3828  
Power Rd. & Germann Rd.  
Gilbert, AZ

**FILE:** 852-3828.cdr **PAGE:** 5 of 9 **REVISED:** 06/09/07  
**DATE:** 08/04/06 **SCALE:** As Noted  
**DRAWN:** TJ **DIRECTOR:**

**APPROVED BY / DATE**  
Project Mgr.:  
Sales Mgr.:





.125" ALUMINUM ROUTED SIGN FACE. FORM AS SHOWN. PAINT FINISH NICKEL GLOSS FINISH.

OCTAGON TO BE 3/4" CLEAR ACRYLIC. ROUT BACK FROM FACE 5/8" TO LEAVE A 1/8" CONTINUOUS SHOULDER. FACE TO BE GLOSS. RETURNS TO BE MILL FINISH. SECOND SURFACE DECORATE W/ 3M FILM #3630-127 BLUE.

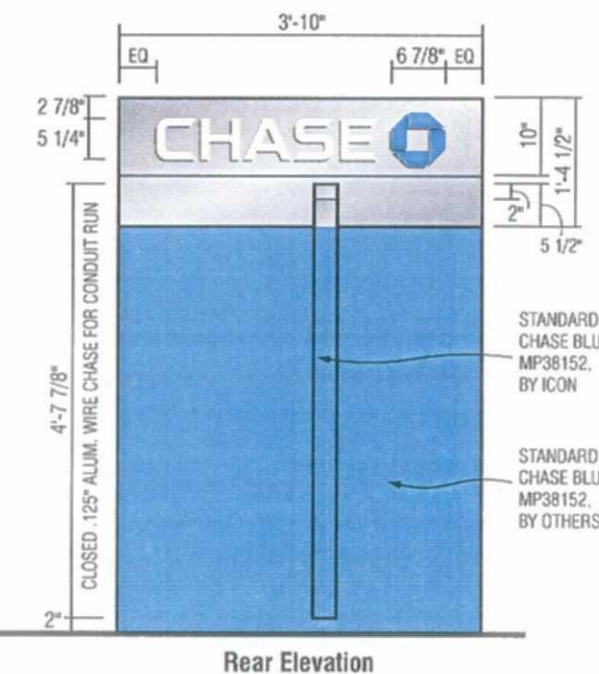
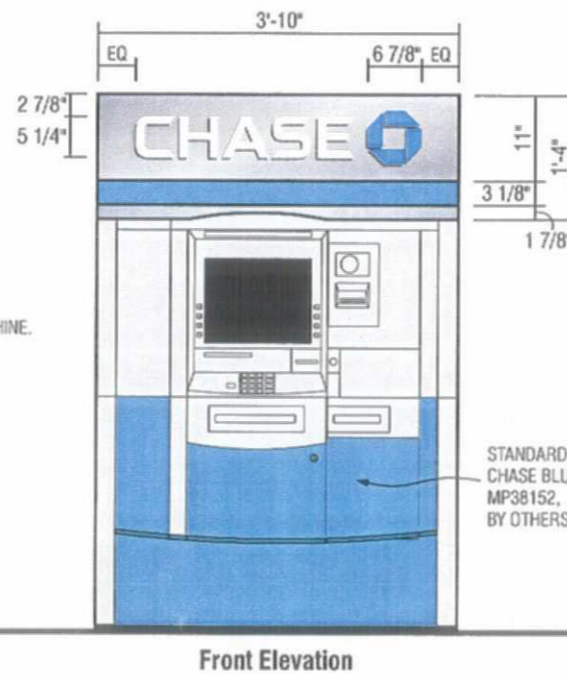
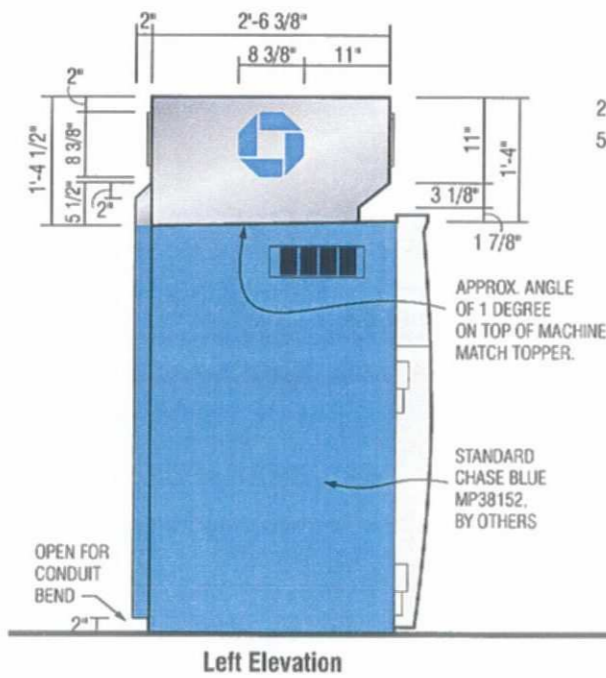
LETTERS TO BE 3/4" CLEAR ACRYLIC POCKET ROUTED LETTERS W/ MILL FINISH RETURNS. ROUT BACK FROM FACE 5/8" TO LEAVE A CONTINUOUS 1/8" SHOULDER AT BACK OF LETTERS. FIRST SURFACE FILM DECORATE W/ #5630-20 WHITE. SECOND SURFACE DECORATE W/ 3M DIFFUSER FILM #3635-70 WHITE.

3/16" BLUE TRANSLUCENT ACRYLIC ACCENT PANEL WITH 3/16" BLACK ACRYLIC RETURNS CONTINUOUS AT PERIMETER. FORM AS SHOWN.

.125" ALUMINUM CLADDING. PAINT FINISH NICKEL GLOSS FINISH.

.125" ALUM. WIRE CHASE FOR CONDUIT RUN. FORM AS SHOWN. MECHANICALLY FASTEN TO REAR OF TOPPER AS SHOWN. PAINT FINISH AT TOPPER NICKEL GLOSS FINISH. AT MACHINE, PAINT STANDARD CHASE BLUE (MP38152), FINE STIPPLE FINISH.

OCTAGON ON SIDE TO BE 3M FILM #3630-127 INTENSE BLUE OVER 3M FILM #7728-10 WHITE.



LOCATION: 852-3828

Power Rd. & Germann Rd.

Gilbert, AZ

FILE: 852-3828.cdr

DATE: 08/04/06

DRAWN: TJ

PAGE: 6 of 9

SCALE: 1/2"=1'

DIRECTOR:

REVISED: 06/09/07

APPROVED BY / DATE

Project Mgr.:

Sales Mgr.:



1418 Elmhurst Rd.  
E.R. Groce Village  
Illinois 60007

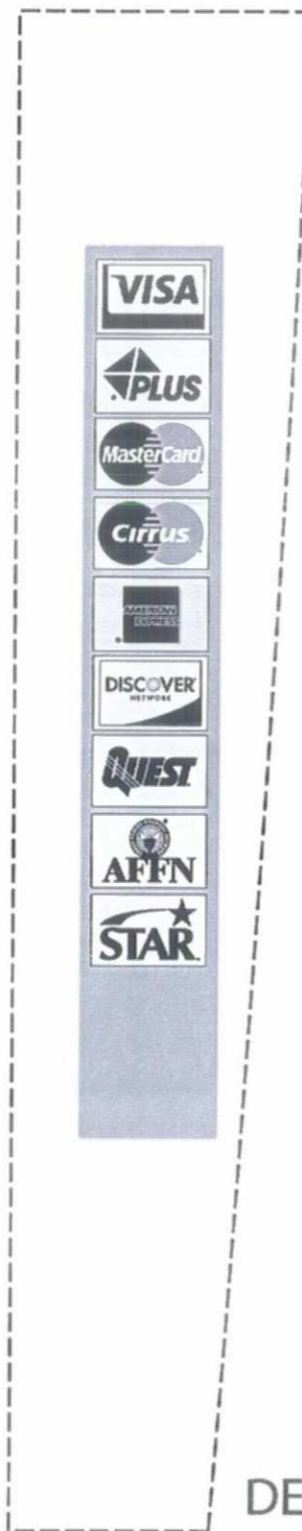


**Fee Notice Non-Chase Cardholders:**  
 Chase may charge a fee for a cash withdrawal. This fee amount will be disclosed on the ATM screen. The fee is added to the amount of your withdrawal and is in addition to any fee that may be charged by your financial institution. If you have any questions, please contact your financial institution.

**Chase Cardholders:**  
 Deposits performed after 4:00 p.m. Mon-Thur, 6:00 p.m. Friday may not be processed until the next business day.

**Customer Service:**  
 Please call customer service at 1-800-238-8714 for ATM operating assistance. Chase customers can also call customer service to discuss automated account activity, monitor funds, make payments and much more.

--- Deposit cutoff time indicated



4B  
 DEC-4B-AZ

4A  
 DEC-4A-AZ

**MACHINE TYPES:**

Used on Through-The-Wall Walk-Up ATMs:

- Diebold 520
- Diebold 560
- Diebold 720
- Diebold 740
- Diebold 760
- NCR P75
- NCR P86
- Wincor Nixdorf 2150

Used on Through-The-Wall Drive-Up ATMs:

- Diebold 740
- NCR P86
- Wincor Nixdorf 2250

**NOTES:**

- Decals to be silk screened 3M vinyl second surface applied to .010" G.E. Lexan film # 8A35 velvet polished.
- Adhere decal to machine face with sheet adhesive material (or insert into plant-on or other clear plastic holder built into atm machine) as required.
- Typeface to be Bliss Bold and Bliss Light.
- Verify all copy prior to fabrication.

Fee/Disclosure Panel -  
 3" x 1'-7 1/8" • Arizona

Network Panel -  
 3" x 1'-7 1/8" • Arizona



LOCATION: 852-3828  
 Power Rd. & Germann Rd.  
 Gilbert, AZ

FILE: 852-3828.cdr  
 DATE: 08/04/06  
 DRAWN: TJ

PAGE: 9 of 9  
 SCALE: 3' = 1'  
 DIRECTOR:

REVISED: 06/09/07  
 APPROVED BY / DATE  
 Project Mgr.:  
 Sales Mgr.:




**Fee Notice Non-Chase Cardholders:**  
Chase may charge a fee for a cash withdrawal. This fee amount will be disclosed on the ATM screen. The fee is added to the amount of your withdrawal and is in addition to any fees that may be charged by your financial institution. If you have any questions, please contact your financial institution.

**Chase Cardholders:**  
Deposits performed after 4:00 p.m. may not be processed until the next business day.

**Customer Service:**  
Please call customer service at 1-800-298-8016 for ATM operating assistance. Chase customers can also call customer service to obtain automated account activity, transfer funds, make payments and much more.

-- Deposit cutoff time indicated

Network/Disclosure Panel - 4-3/8" x 9-3/4" • Arizona

2A DEC-2A-AZ

MACHINE TYPES:

Used on Freestanding DU ATMs:  
• Diebold 750

NOTES:

- Decals to be silk screened 3M vinyl second surface applied to .010" G.E. Lexan film # 8A35 velvet polished.
- Adhere decal to machine face with sheet adhesive material (or insert into plant-on or other clear plastic holder built into atm machine) as required.
- Decals to be silk screened 3M vinyl
- Typeface to be Bliss Bold and Bliss Light.
- Verify all copy prior to fabrication.



LOCATION: 852-3828

Power Rd. & Germann Rd.

Gilbert, AZ

FILE: 852-3828.cdr

DATE: 08/04/06

DRAWN: TJ

PAGE: 7 of 9

SCALE: 6' = 1'

DIRECTOR:

REVISED: 06/09/07

APPROVED BY / DATE


Project Mgr.:

Sales Mgr.:



1418 Elmhurst Rd.  
Elk Grove Village  
Illinois 60007

# TTW-WU-L-D-760-NC-6-s




**TTW Surround Machine LEFT > Diebold Opteva 760 Walk-Up w/ 8.5" CSU**

(QTY:1)

NOTE: WALL REPAIR PATCH & PAINT BY OTHERS.

SCALE: 1/2" = 1'-0"



**Standard > Trim Panel NC / Opteva 760**



LOCATION: 852-3828

Power Rd. & Germann Rd.

Gilbert, AZ

FILE: 852-3828.cdr

DATE: 08/04/06

DRAWN: TJ

PAGE: 8 of 9

SCALE: As Noted

DIRECTOR:

REVISED: 06/09/07

APPROVED BY / DATE

Project Mgr.:

Sales Mgr.:



1418 Elmhurst Rd.  
Elk Grove Village  
Illinois 60007



BILL OF MATERIALS

No.	QTY.	PART #	DESCRIPTION	SPECIFICATIONS
10	1	ALSI25000	ALUM. SHEET, 10" x 3'-0"	.125" X 48" X 120", 3003-H14
51	AS REQ'D	-	PAINT, "CHASE" DK. NICKEL	FORMULA TO MATCH MATTHEWS MP-18149
52	AS REQ'D	-	PAINT, "CHASE" BLUE	FORMULA TO MATCH PMS #300
57	AS REQ'D	-	3M SCOTCHLITE VINYL	#580-10 REFLECTIVE, WHITE
73	4	-	ALUMINUM STUD	1/4-20 X 1 1/2" LG.
74	4	-	ALUMINUM HEX HEAD NUT	1/4-20
			WELDED TO SECOND SURFACE	




AREA/WEIGHT
SIGN SQUARE FOOTAGE: 2.5 sq. ft.
ESTIMATED SIGN WEIGHT: 5 Lbs

TOLERANCE: ± 1/16" ON ALL DIMENSIONS

ELEVATIONS

SCALE: 1 1/2" = 1'-0"  
REF. #

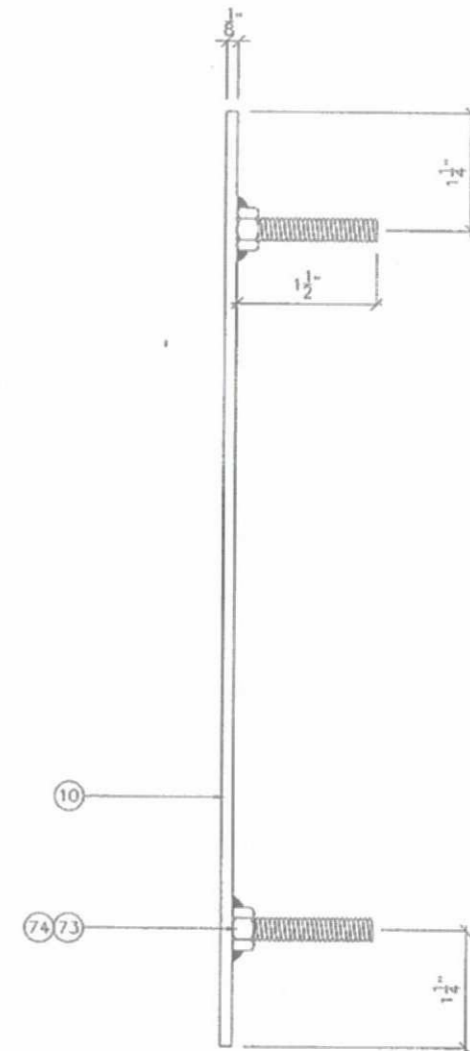


BACK VIEW

SCALE: 1 1/2" = 1'-0"  
REF. #

SECTION

SCALE: HALF  
REF. # A



REVISIONS			
No.	DATE:	BY:	DESCRIPTION

DRAWINGS ARE THE EXCLUSIVE PROPERTY OF ICON IDENTITY SOLUTIONS INC., ANY UNAUTHORIZED USE OR DUPLICATION IS NOT PERMITTED.

**icon** Identity Solutions  
1418 ELMHURST RD.  
ELK GROVE VILLAGE  
ILLINOIS 60007

**ENGINEERING DRAWING**

PROJECT: **CHASE**

**SIGN TYPE: TC-3-W-S**

TITLE: 10" X 3'-0" NON-LLUM. CLEARANCE SIGN

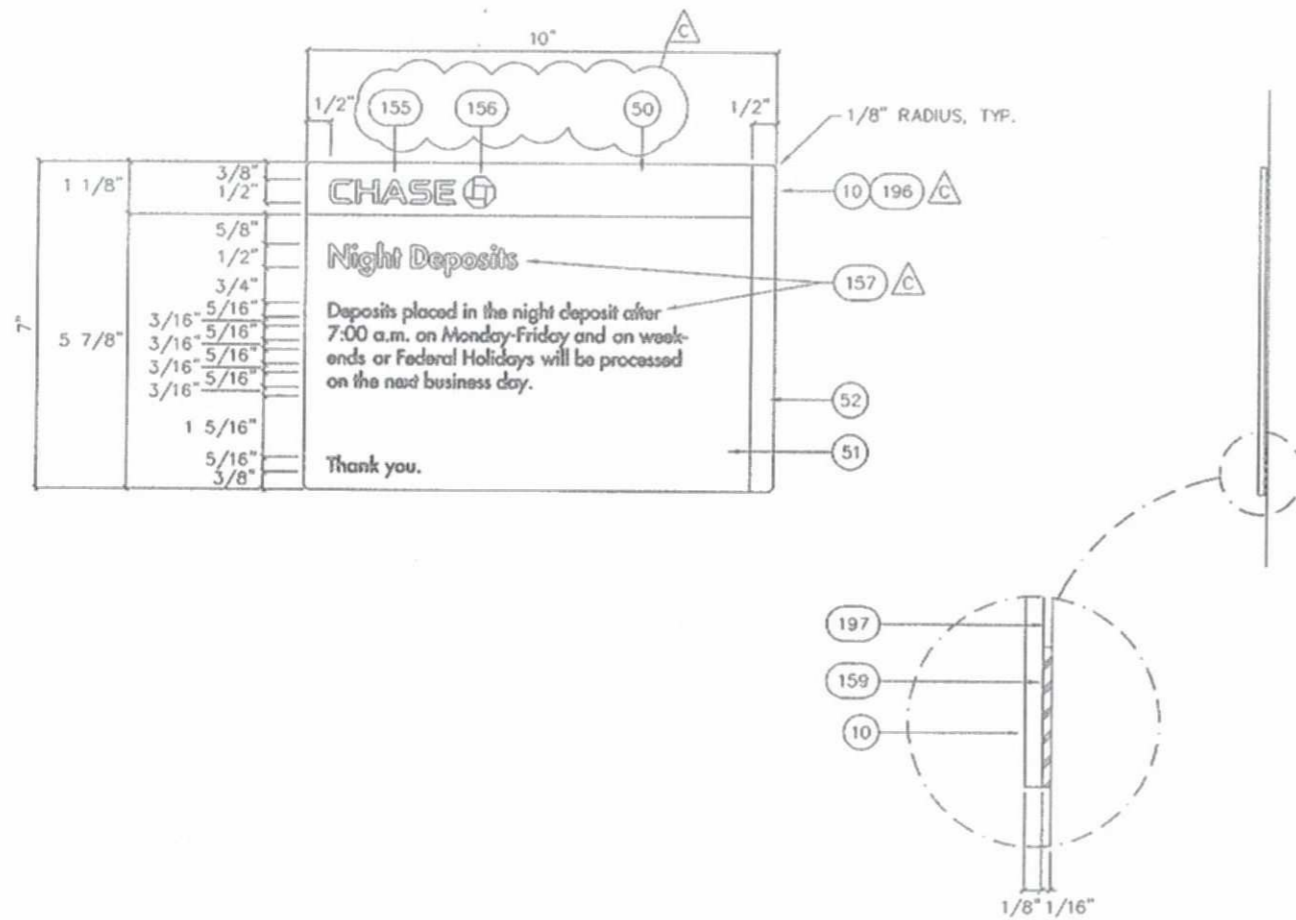
JOB #	APPROVED BY / DATE
	ENGR. MGR. <i>[Signature]</i> 8-5-05
DRAWN: CR	OPR. MGR.:
DATE: 08/03/05	PROJ. MGR.:
SCALE: AS NOTED	SALES MGR.:
FILE: CHA0084A	SHEET # S1 of 1

TOLERANCE: ± 1/32" ON ALL DIMENSIONS

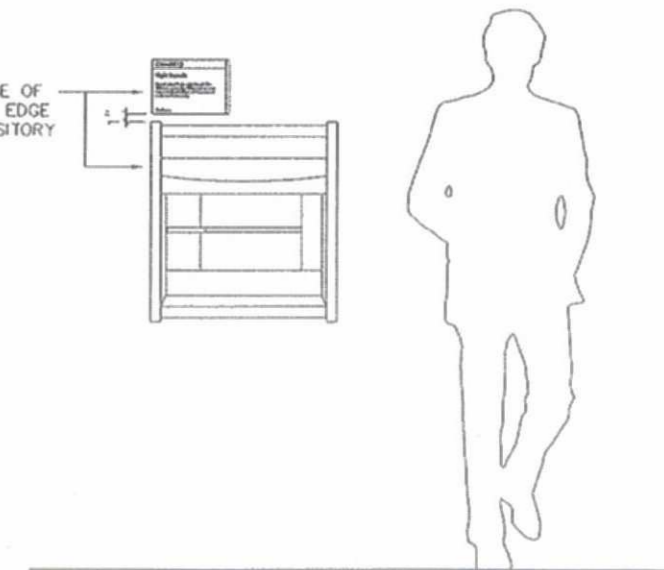
AREA/WEIGHT  
SIGN SQUARE FOOTAGE:  
0.5 sq. ft.  
ESTIMATED SIGN WEIGHT:  
1 Lb.

BILL OF MATERIALS

No.	QTY.	PART #	DESCRIPTION	SPECIFICATIONS
10	AS REQ'D	ALS125000	ALUMINUM SHEET	.125" X 48" X 120", 3003-H14
50	AS REQ'D	-	PAINT, "CHASE" NICKEL	MATTHEWS MP-18101
51	AS REQ'D	-	PAINT, "CHASE" DK. NICKEL	FORMULA TO MATCH MATTHEWS MP-18149
52	AS REQ'D	-	PAINT, "CHASE" BLUE	FORMULA TO MATCH PMS #300
155	AS REQ'D	-	SILKSCREENED, OPAQUE WHITE	ARTWORK PROVIDED BY DESIGNER
156	AS REQ'D	-	SILKSCREENED, INTENSE BLUE	TO MATCH PMS 300
157	AS REQ'D	-	SILKSCREENED, OPAQUE WHITE	BLISS BOLD FONT
159	AS REQ'D	-	DOUBLE FACE FOAM TAPE	1" WIDE, 3M
190	-	-	FIRST SURFACE APPLIED	-
196	-	-	CLEAR COAT	ENTIRE SIGN FACE
197	-	-	SILICONE ADHESIVE	APPLY BEFORE ADHERING TO WALL



ALIGN LEFT EDGE OF SIGN WITH LEFT EDGE OF NIGHT DEPOSITORY



ELEVATIONS

SCALE: 3"=1'-0"  
REF. #

INSTALLATION DETAIL

SCALE: N.T.S.  
REF. #

REVISIONS

No.	DATE:	BY:	DESCRIPTION
△	08/19/05	RAR	DRAWING REVISED PER MONIGLE SPECS

DRAWINGS ARE THE EXCLUSIVE PROPERTY OF ICON IDENTITY SOLUTIONS INC., ANY UNAUTHORIZED USE OR DUPLICATION IS NOT PERMITTED.



1418 ELMHURST RD.  
ELK GROVE VILLAGE  
ILLINOIS 60007

ENGINEERING DRAWING

PROJECT:

CHASE


SIGN TYPE: ND-1-s

TITLE: 7" X 10" PLAQUE

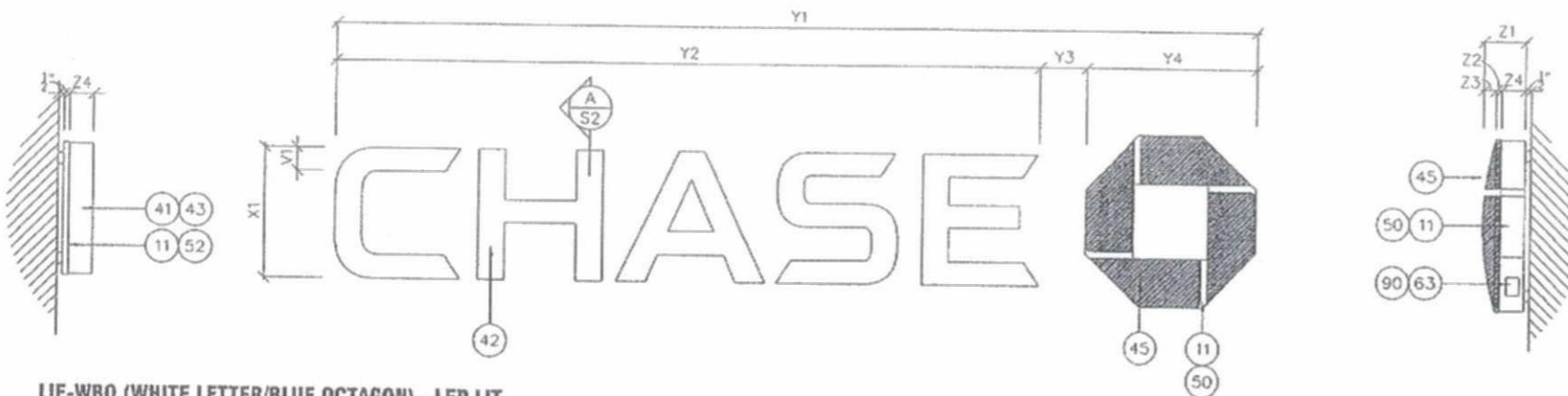
JOB #	APPROVED BY / DATE
	ENGR. MGR.: <i>[Signature]</i> 8/19/05
DRAWN: RAR	OPR. MGR.:
DATE: 08/03/05	PROJ. MGR.:
SCALE: AS NOTED	SALES MGR.:
FILE: CHA0091C	SHEET # S1 of 1

BILL OF MATERIALS

No.	QTY.	PART #	DESCRIPTION	SPECIFICATIONS
1	AS REQ'D	-	1/2" PLASTIC SPACER	
2	AS REQ'D	ALA125008	ALUMINUM ANGLE	.125" X 3/8" X 1/2" CLIP, WELDED TO ALUM. BACKING
3	AS REQ'D	ALA125008	ALUMINUM ANGLE	.125" X 2" X 2" X 16', 6063-T52
11	AS REQ'D	ALS090000	ALUMINUM SHEET, RETURN	.090" X 48" X 120", 3003-H14
12	AS REQ'D	ALS090000	ALUMINUM SHEET,ROUTED OUT, BACKING	.090" X 48" X 120", 3003-H14
41	AS REQ'D	PLS125025	PLASTIC SHEET BLUE, RETURN	1/8" X 51" X 150" #6046 ACRYSTEEL, MATTE F.
42	AS REQ'D	-	PLASTIC SHEET WHITE	1/8" X 4' X 10' (#7328) ACRYLIC
43	AS REQ'D	-	3M DIFFUSER ,2ND SURFACE	
44	AS REQ'D	-	THERMO-FORMED 3/16" WHITE ACRYLIC, CHEM. WELDED TO A 3/4" ACRYLIC SPACER (2ND SURFACE)	
45	AS REQ'D	-	THERMO-FORMED 3/16" BLUE ACRYLIC, CHEM. WELDED TO A 3/4" ACRYLIC SPACER (2ND SURFACE)	
50	AS REQ'D	-	PAINT, "CHASE" NICKEL	MATTHEWS MP-18101
52	AS REQ'D	-	PAINT, "CHASE" BLUE	FORMULA TO MATCH PMS #300
55	AS REQ'D	-	PAINT, WHITE	SPRAYLAT STAR BRIGHT
59	AS REQ'D	-	CLEAR SILICONE ADHESIVE	-
60	AS REQ'D	-	NEON TUBE SUPPORT, PLEXIGLAS, 1 3/4"	
61	AS REQ'D	-	G.T.O. RUBBER SLEEVING ELECTROBIT 3730	
62	AS REQ'D	-	G.T.O. CABLE (MIN. OF 6 FT. FOR EACH ELECTRODE)	
63	AS REQ'D	ELB030482	SWITCH 20A-RAIN TIGHT	30482,MULBERRY
64	AS REQ'D	-	ELECTRODE, STRANDED, 15/30C MASONLITE W/ ELECTROBIT END CAP	
65	AS REQ'D	-	GLASS, NEON, 6500 WHITE, 13mm	
66	AS REQ'D	-	1/2" DIA. SEALTITE CONNECTORS	
67	AS REQ'D	-	GREENFIELD CONDUIT	
69	AS REQ'D	-	TRANSFORMER, 60MA NORMAL POWER, 120V	
70	AS REQ'D	-	1/4-20 ALUM. RIV-NUT	-
71	AS REQ'D	-	1/4-20 S.S. THREADED ROD	-
72	AS REQ'D	FSS000008	SCREW, SM PHILLIPS	#8 X 3/4" FLAT TYPE "AB" ZINC
74	AS REQ'D	-	BOLT, HEX-HEAD	1/4-20 ZINC
75	AS REQ'D	-	LOCK WASHER	1/4-20 ZINC
76	AS REQ'D	FSN000000	NUT, NYLON INSERT LOCK	1/4-20 ZINC
77	AS REQ'D	FSN000005	NUT, HEX	1/4-20 ZINC
78	AS REQ'D	-	RIVET, ALUMINUM #43, 1/8" x 1/4"	
80	AS REQ'D	-	1/4" DIA. HOLE (WEEP HOLE) TO BE DRILLED ON ALUM RETURN ONLY	
85	AS REQ'D	-	GALV. STEEL (20 GAUGE) TRANSFORMER BOX 7"x7"x18" W/ LOUVERS	
86	AS REQ'D	-	S.S. ANCHOR BOLTS TO BE DETERMINED PER WALL CONDITION	
90	-	-	UNION, U.L. AND ELECTRICAL LABEL LOCATION	
91	AS REQ'D	-	NEOPRENE FOAM APPLIED TO INSIDE PERIMETER TO PREVENT LIGHT LEAKS	
92	AS REQ'D	-	HIGH VOLTAGE CONNECTOR (SEE DETAIL # 1,SHEET#2)	



LIF-W (ALL WHITE LETTER SET) - LED LIT



LIF-WBO (WHITE LETTER/BLUE OCTAGON) - LED LIT

ALL WHITE	WHITE/BLUE	X1	Y1	Y2	Y3	Y4	V1	Z1	Z2	Z3	Z4
LIF-W-24-s	LIF-WBO-24-s	2'-0"	14'-0 3/4"	10'-8 1/4"	8 3/4"	2'-7 1/2"	4 1/4"	7 3/4"	2 1/4"	1/2"	5"
LIF-W-30-s	LIF-WBO-30-s	2'-6"	17'-6 3/4"	13'-4 1/2"	11"	3'-3 1/2"	5 1/4"	8 3/8"	2 7/8"	1/2"	5"
LIF-W-36-s	LIF-WBO-36-s	3'-0"	21'-1"	16'-0 1/2"	13 1/4"	3'-11 1/4"	6 1/4"	8 7/8"	3 3/8"	1/2"	5"
LIF-W-42-s	LIF-WBO-42-s	3'-6"	24'-7 1/4"	18'-8 3/4"	15 1/4"	4'-7 1/4"	7 1/4"	9 1/2"	4"	1/2"	5"
LIF-W-48-s	LIF-WBO-48-s	4'-0"	28'-1 1/4"	21'-4 3/4"	17 1/2"	5'-3"	8 1/2"	10"	4 1/2"	1/2"	5"

TOLERANCE: ± 1/16" ON ALL DIMENSIONS



ELEVATIONS

SCALE: N.T.S. REF. #

REVISIONS			
No.	DATE:	BY:	DESCRIPTION
A	02/16/06	ABP	DRAWING REVISED PER ENGINEERING REVIEW

DRAWINGS ARE THE EXCLUSIVE PROPERTY OF ICON IDENTITY SOLUTIONS INC., ANY UNAUTHORIZED USE OR DUPLICATION IS NOT PERMITTED.



ENGINEERING DRAWING

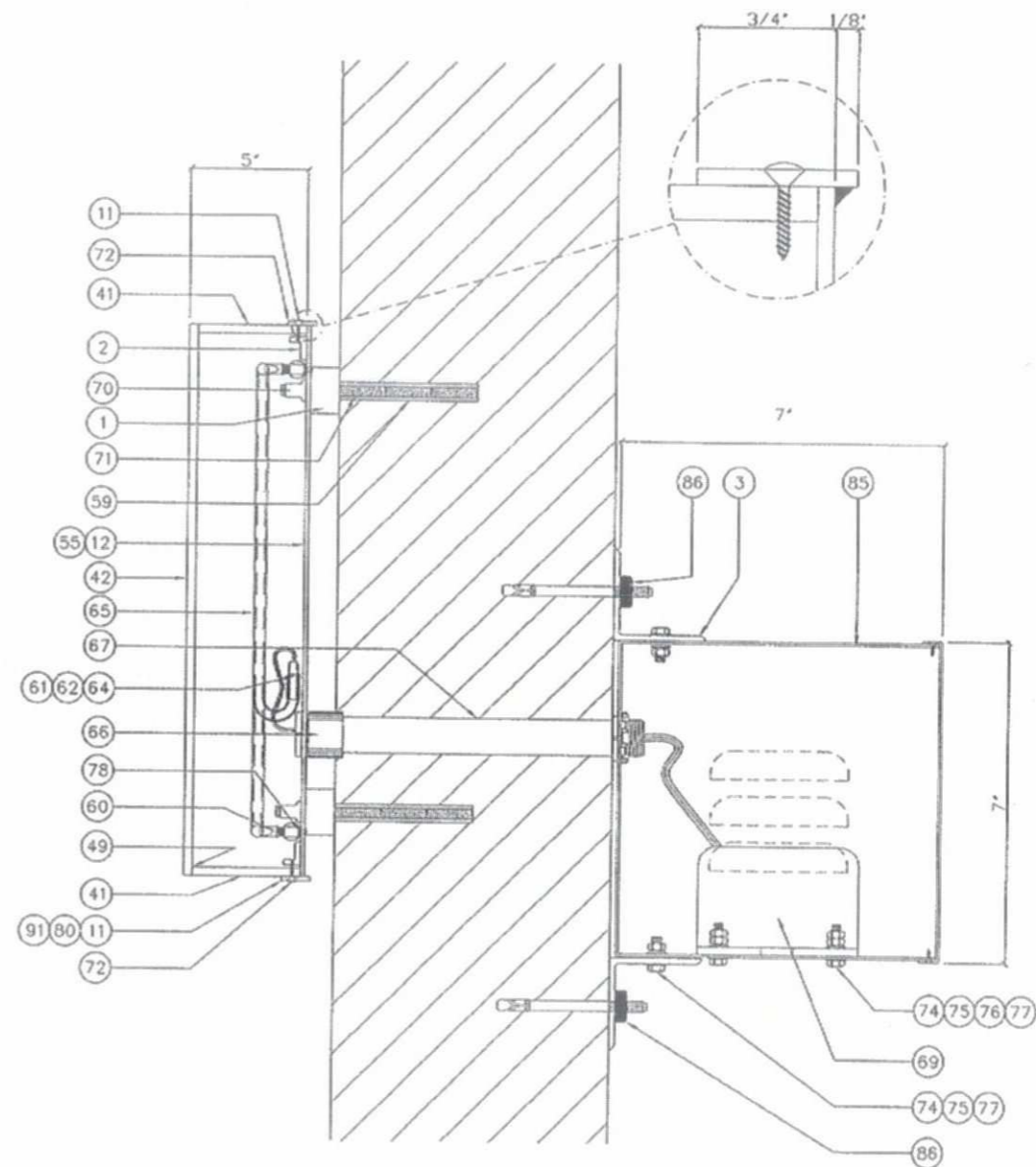
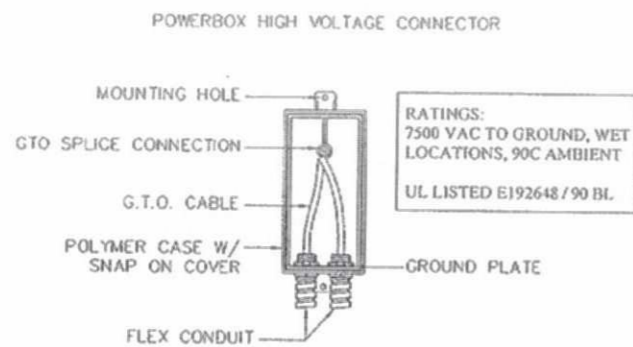
PROJECT:



SIGN TYPE: LIF-W-XX-a & LIF-WBO-XX-a

TITLE: ILL. CHANNEL LETTERS & LOGO - NEON

JOB #	APPROVED BY / DATE
	ENGR. MGR.: <i>[Signature]</i> 2-22-06
DRAWN: ABP	OPR. MGR.:
DATE: 08/22/05	PROJ. MGR.:
SCALE: 3/8" = 1'-0"	SALES MGR.:
FILE: CHA0063F	SHEET # S1 of 8



DETAIL - HIGH VOLTAGE CONNECTOR

SCALE: N.T.S.  
REF. #

SECTION - LETTERS

SCALE: 1 1/2" = 1'-0"  
REF. #

REVISIONS			
No.	DATE:	BY:	DESCRIPTION
A	02/16/06	ABP	DRAWING REVISED PER ENGINEERING REVIEW

DRAWINGS ARE THE EXCLUSIVE PROPERTY OF ICON IDENTITY SOLUTIONS INC., ANY UNAUTHORIZED USE OR DUPLICATION IS NOT PERMITTED.



1418 ELMHURST RD.  
ELK GROVE VILLAGE  
ILLINOIS 60007

ENGINEERING DRAWING

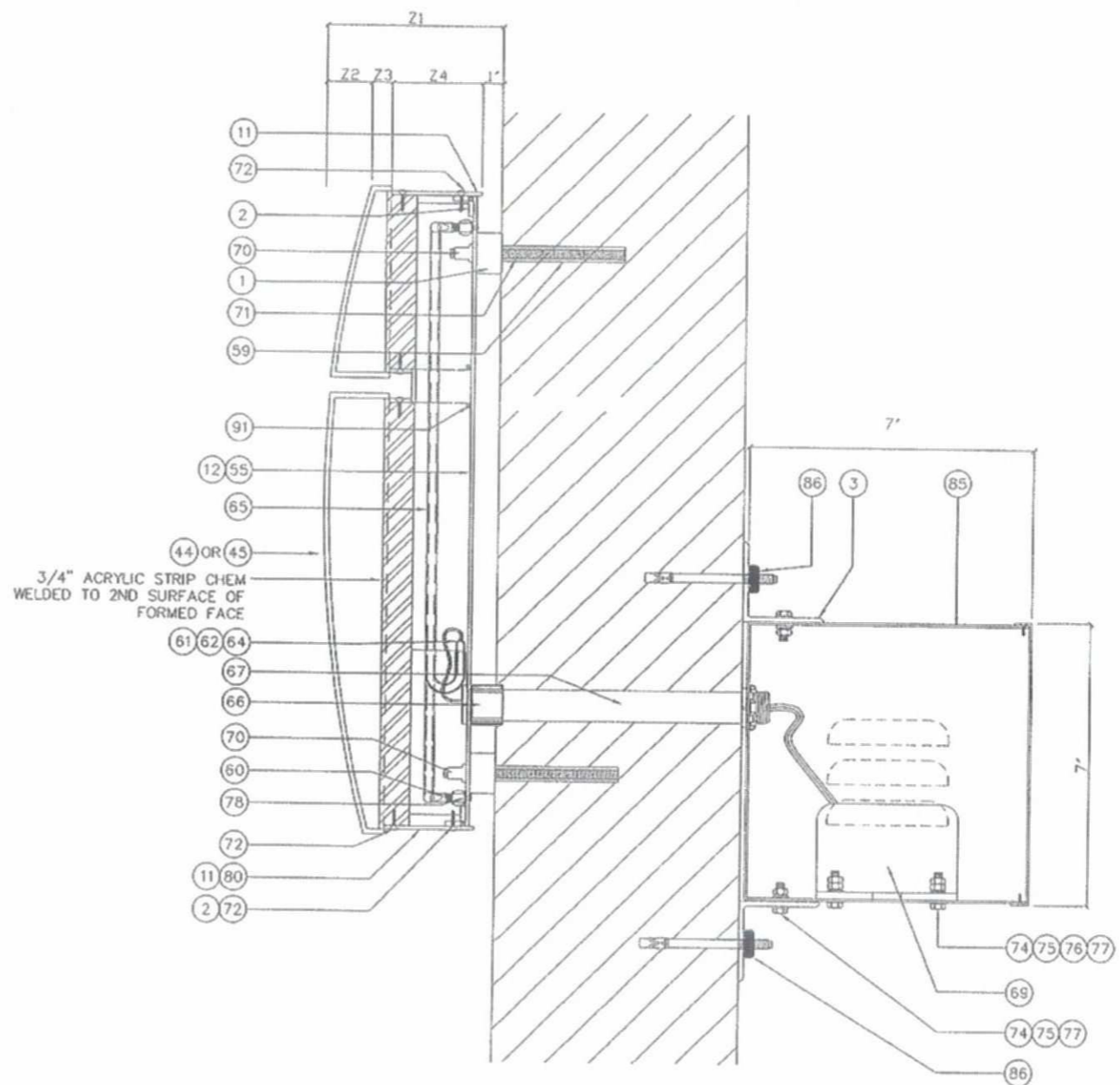
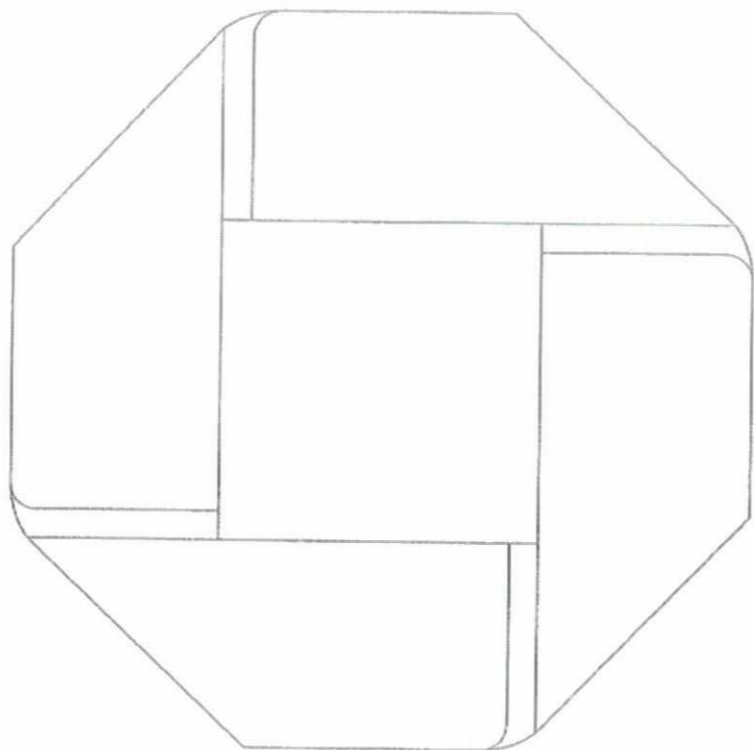
PROJECT:



SIGN TYPE: LIF-W-XX-a & LIF-WB0-XX-a

TITLE: ILL. CHANNEL LETTERS & LOGO - NEON

JOB #	APPROVED BY / DATE
	ENGR. MGR.: <i>Armo</i>
DRAWN: ABP	OPR. MGR.:
DATE: 08/22/05	PROJ. MGR.:
SCALE: AS NOTED	SALES MGR.:
FILE: CHA0063F	SHEET # S2 of 8



SECTION - LOGO

SCALE: 1 1/2" = 1'-0"  
REF. #

REVISIONS			
No.	DATE:	BY:	DESCRIPTION
1	02/16/06	ABP	DRAWING REVISED PER ENGINEERING REVIEW

DRAWINGS ARE THE EXCLUSIVE PROPERTY OF ICON IDENTITY SOLUTIONS INC., ANY UNAUTHORIZED USE OR DUPLICATION IS NOT PERMITTED.

1418 ELMHURST RD.  
ELK GROVE VILLAGE  
ILLINOIS 60007

**ENGINEERING DRAWING**


PROJECT:

**CHASE**

**SIGN TYPE: LIF-W-XX-a & LIF-WBO-XX-a**

TITLE: ILL. CHANNEL LETTERS & LOGO - NEON

JOB #	APPROVED BY / DATE
	ENGR. MGR.: <i>[Signature]</i> 2.22.06
DRAWN: ABP	OPR. MGR.:
DATE: 08/22/05	PROJ. MGR.:
SCALE: AS NOTED	SALES MGR.:
FILE: CHA0063F	SHEET # S3 of 8



LIF-W-24-a	13mm WHITE NEON TUBE, 6500K COLOR						TOTAL
WHITE LETTER SET W/ WHITE LOGO	C	H	A	S	E		
NEON FOOTAGE	9'-7"	11'-0"	10'-11"	11'-11"	11'-11"	13'-9"	69'-1" (ESTIMATE)
POWER SUPPLY	9/60 W/ GFI (31'-6")			9/60 W/ GFI (37'-7")			(2) 60ma NORMAL POWER 120V TRANSFORMER
AMPS LOAD	4.80			4.80			9.60 AMPS
CIRCUIT	1 X 20 AMP CIRCUIT						1-20 AMP CIRCUIT

LIF-WB0-24-a	13mm WHITE NEON TUBE, 6500K COLOR						TOTAL
WHITE LETTER SET W/ BLUE LOGO	C	H	A	S	E		
NEON FOOTAGE	9'-7"	11'-0"	10'-11"	11'-11"	11'-11"	13'-9"	69'-1" (ESTIMATE)
POWER SUPPLY	9/60 W/ GFI (31'-6")			9/60 W/ GFI (37'-7")			(2) 60ma NORMAL POWER 120V TRANSFORMER
AMPS LOAD	4.80			4.80			9.60 AMPS
CIRCUIT	1 X 20 AMP CIRCUIT						1-20 AMP CIRCUIT

SECTION -- LOGO

SCALE: 1 1/2" = 1'-0"  
REF. #

REVISIONS			
No.	DATE	BY	DESCRIPTION
1	02/16/06	ABP	DRAWING REVISED PER ENGINEERING REVIEW


DRAWINGS ARE THE EXCLUSIVE PROPERTY OF ICON IDENTITY SOLUTIONS INC., ANY UNAUTHORIZED USE OR DUPLICATION IS NOT PERMITTED.



1418 ELMHURST RD.  
ELK GROVE VILLAGE  
ILLINOIS 60007

**ENGINEERING DRAWING**


PROJECT:



**SIGN TYPE: LIF-W-XX-a & LIF-WB0-XX-a**

TITLE: ILL. CHANNEL LETTERS & LOGO -- NEON

JOB #	APPROVED BY / DATE
	ENCR. MGR.:
DRAWN: ABP	OPR. MGR.:
DATE: 08/22/05	PROJ. MGR.:
SCALE: AS NOTED	SALES MGR.:
FILE: CHA0063F	SHEET # S4 of 8



LIF-W-30-o	15mm WHITE NEON TUBE, 6500K COLOR						
WHITE LETTER SET W/ WHITE LOGO	C	H	A	S	E		TOTAL
NEON FOOTAGE	11'-9"	13'-7"	13'-5"	14'-8"	14'-7"	17'-0"	85'-0" (ESTIMATE)
POWER SUPPLY	75/60 W/ GFI (25'-4")		75/60 W/ GFI (28'-1")		9/60 W/ GFI (31'-7")		(3) 60ma NORMAL POWER 120V TRANSFORMER
AMPS LOAD	4.00		4.00		4.80		12.80 AMPS
CIRCUIT	1 X 20 AMP CIRCUIT						1-20 AMP CIRCUIT

LIF-WB0-30-o	15mm WHITE NEON TUBE, 6500K COLOR						
WHITE LETTER SET W/ BLUE LOGO	C	H	A	S	E		TOTAL
NEON FOOTAGE	11'-9"	13'-7"	13'-5"	14'-8"	14'-7"	17'-0"	85'-0" (ESTIMATE)
POWER SUPPLY	75/60 W/ GFI (25'-4")		75/60 W/ GFI (28'-1")		9/60 W/ GFI (31'-7")		(3) 60ma NORMAL POWER 120V TRANSFORMER
AMPS LOAD	4.00		4.00		4.80		12.80 AMPS
CIRCUIT	1 X 20 AMP CIRCUIT						1-20 AMP CIRCUIT

SECTION -- LOGO

SCALE: 1 1/2" = 1'-0"  
REF. #

REVISIONS			
No.	DATE:	BY:	DESCRIPTION
△	02/16/06	ABP	DRAWING REVISED PER ENGINEERING REVIEW

**DRAWINGS ARE THE EXCLUSIVE PROPERTY OF ICON IDENTITY SOLUTIONS INC., ANY UNAUTHORIZED USE OR DUPLICATION IS NOT PERMITTED.**



1418 ELMHURST RD.  
ELK GROVE VILLAGE  
ILLINOIS 60007


**ENGINEERING DRAWING**

PROJECT:

**SIGN TYPE: LIF-W-XX-a & LIF-WB0-XX-a**

TITLE: ILL. CHANNEL LETTERS & LOGO - NEON

JOB #	APPROVED BY / DATE
	ENGR MGR: <i>[Signature]</i> 2-22-06
DRAWN: ABP	OPR. MGR:
DATE: 08/22/05	PROJ MGR:
SCALE: AS NOTED	SALES MGR:
FILE: CHA0063F	SHEET # 55 of 8



LIF-W-36-a	15mm WHITE NEON TUBE, 6500K COLOR						
WHITE LETTER SET W/ WHITE LOGO	C	H	A	S	E		TOTAL
NEON FOOTAGE	13'-11"	16'-1"	15'-11"	18'-4"	18'-3"	30'-9"	113'-3" (ESTIMATE)
POWER SUPPLY	4/60	9/60 W/ GFI (32'-0")		9/60 W/ GFI (36'-7")		9/60 W/ GFI	(4) 60mc NORMAL POWER 120V TRANSFORMER
AMPS LOAD	2.10	4.80		4.80		4.80	16.50 AMPS
CIRCUIT	1 X 20 AMP CIRCUIT						1-20 AMP CIRCUIT

LIF-WBO-36-a	15mm WHITE NEON TUBE, 6500K COLOR						
WHITE LETTER SET W/ BLUE LOGO	C	H	A	S	E		TOTAL
NEON FOOTAGE	13'-11"	16'-1"	15'-11"	18'-4"	18'-3"	30'-9"	113'-3" (ESTIMATE)
POWER SUPPLY	4/60	9/60 W/ GFI (32'-0")		9/60 W/ GFI (36'-7")		9/60 W/ GFI	(4) 60mc NORMAL POWER 120V TRANSFORMER
AMPS LOAD	2.10	4.80		4.80		4.80	16.50 AMPS
CIRCUIT	1 X 20 AMP CIRCUIT						1-20 AMP CIRCUIT

SECTION - LOGO

SCALE: 1"=1'-0"  
REF. #

REVISIONS			
No.	DATE:	BY:	DESCRIPTION
1	02/16/06	ABP	DRAWING REVISED PER ENGINEERING REVIEW

DRAWINGS ARE THE EXCLUSIVE PROPERTY OF ICON IDENTITY SOLUTIONS INC., ANY UNAUTHORIZED USE OR DUPLICATION IS NOT PERMITTED.

1418 ELMHURST RD.  
ELK GROVE VILLAGE  
ILLINOIS 60007

**ENGINEERING DRAWING**

PROJECT:


**CHASE**

**SIGN TYPE: LIF-W-XX-a & LIF-WBO-XX-a**

TITLE: ILL. CHANNEL LETTERS & LOGO - NEON

JOB #	APPROVED BY / DATE
	ENGR. MGR.
DRAWN: ABP	OPR. MGR.:
DATE: 07/27/05	PROJ. MGR.:
SCALE: AS NOTED	SALES MGR.:
FILE: CHA0063F	SHEET # S6 of 8





LIF-W-42-a	15mm WHITE NEON TUBE, 6500K COLOR							TOTAL
WHITE LETTER SET W/ WHITE LOGO	C	H	A	S	E			
NEON FOOTAGE	16'-0"	19'-6"	19'-4"	21'-1"	21'-0"	22'-7"	22'-7"	142'-1" (ESTIMATE)
POWER SUPPLY	9/60 W/ GFI (35'-6")		5/60	6/60	6/60	6/60	6/60	(6) 50ma NORMAL POWER 120V TRANSFORMER
AMPS LOAD	4.80		2.70	3.20	3.20	3.20	3.20	20.30 AMPS
CIRCUIT	1 X 20 AMP CIRCUIT					1 X 20 AMP CIRCUIT		2-20 AMP CIRCUIT

LIF-WB0-42-a	15mm WHITE NEON TUBE, 6500K COLOR							TOTAL
WHITE LETTER SET W/ BLUE LOGO	C	H	A	S	E			
NEON FOOTAGE	16'-0"	19'-6"	19'-4"	21'-1"	21'-0"	22'-7"	22'-7"	142'-1" (ESTIMATE)
POWER SUPPLY	9/60 W/ GFI (35'-6")		5/60	6/60	6/60	6/60	6/60	(6) 50ma NORMAL POWER 120V TRANSFORMER
AMPS LOAD	4.80		2.70	3.20	3.20	3.20	3.20	20.30 AMPS
CIRCUIT	1 X 20 AMP CIRCUIT					1 X 20 AMP CIRCUIT		2-20 AMP CIRCUIT

SECTION - LOGO

SCALE: 1"=1'-0"  
REF. #

REVISIONS			
No.	DATE:	BY:	DESCRIPTION
1	02/16/06	ABP	DRAWING REVISED PER ENGINEERING REVIEW


DRAWINGS ARE THE EXCLUSIVE PROPERTY OF ICON IDENTITY SOLUTIONS INC., ANY UNAUTHORIZED USE OR DUPLICATION IS NOT PERMITTED.



1418 ELMHURST RD.  
BLK GROVE VILLAGE  
ILLINOIS 60007

**ENGINEERING DRAWING**


PROJECT:



**SIGN TYPE: LIF-W-XX-a & LIF-WB0-XX-a**

TITLE: ILL. CHANNEL LETTERS & LOGO - NEON

JOB #	APPROVED BY / DATE
DRAWN: ABP	ENGR. MGR.: <i>[Signature]</i>
DATE: 07/27/05	OPR. MGR.:
SCALE: AS NOTED	PROJ. MGR.:
FILE: CHA0063F	SALES MGR.:
	SHEET # S7 of 8



LIF-W-48-o	15mm WHITE NEON TUBE, 6500K COLOR							TOTAL
WHITE LETTER SET W/ WHITE LOGO	C	H	A	S	E			
NEON FOOTAGE	19'-2"	22'-1"	21'-11"	23'-10"	23'-9"	25'-4"	25'-4"	161'-5" (ESTIMATE)
POWER SUPPLY	5/60	6/60	6/60	6/60	6/60	75/60	75/60	(7) 60ma NORMAL POWER 120V TRANSFORMER
AMPS LOAD	2.70	3.20	3.20	3.20	3.20	4.00	4.00	23.50 AMPS
CIRCUIT	1 X 20 AMP CIRCUIT					1 X 20 AMP CIRCUIT		2-20 AMP CIRCUIT

LIF-WBO-48-a	15mm WHITE NEON TUBE, 6500K COLOR							TOTAL
WHITE LETTER SET W/ BLUE LOGO	C	H	A	S	E			
NEON FOOTAGE	19'-2"	22'-1"	21'-11"	23'-10"	23'-9"	25'-4"	25'-4"	161'-5" (ESTIMATE)
POWER SUPPLY	5/60	6/60	6/60	6/60	6/60	75/60	75/60	(7) 60ma NORMAL POWER 120V TRANSFORMER
AMPS LOAD	2.70	3.20	3.20	3.20	3.20	4.00	4.00	23.50 AMPS
CIRCUIT	1 X 20 AMP CIRCUIT					1 X 20 AMP CIRCUIT		2-20 AMP CIRCUIT

SECTION - LOGO

SCALE: 1"=1'-0"  
REF. #

REVISIONS			
No.	DATE:	BY:	DESCRIPTION
A	02/16/06	ABP	DRAWING REVISED PER ENGINEERING REVIEW

DRAWINGS ARE THE EXCLUSIVE PROPERTY OF ICON IDENTITY SOLUTIONS INC., ANY UNAUTHORIZED USE OR DUPLICATION IS NOT PERMITTED.

1418 ELMHURST RD.  
ELK GROVE VILLAGE  
ILLINOIS 60007

**ENGINEERING DRAWING**

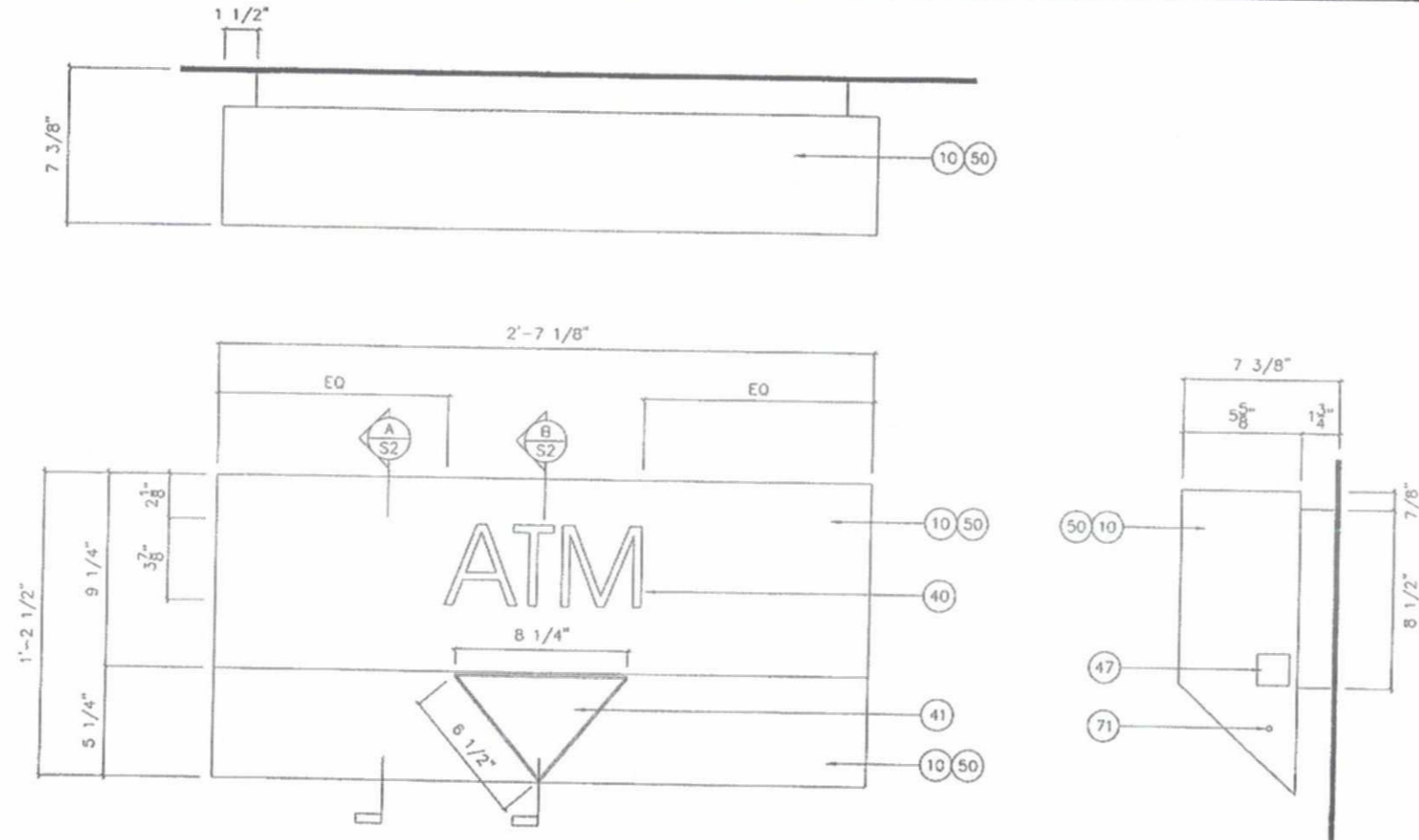
PROJECT:

**CHASE**

**SIGN TYPE: LIF-W-XX-a & LIF-WBO-XX-a**

TITLE: ILL. CHANNEL LETTERS & LOGO - NEON

JOB #	APPROVED BY / DATE
DRAWN: ABP	ENGR. MGR. <i>[Signature]</i>
DATE: 08/22/05	OPR. MGR.
SCALE: AS NOTED	PROJ. MGR.
FILE: CHA0063F	SALES MGR.
	SHEET # S8 of 8



BILL OF MATERIALS

No.	QTY.	DESCRIPTION	SPEC.
10	AS REQ'D	.090" ALUMINUM SHEET (1.287 Lb./sq.ft)	3003
11	AS REQ'D	.050" ALUMINUM SHEET, WHITE PRECOAT	3003
40	AS REQ'D	.125" THICK #732B WHITE TRANSLUCENT ACRYLIC	-
41	AS REQ'D	.125" FROSTED ACRYLIC, LED DIFUSER	-
47	AS REQ'D	UNION, U.L. AND ELECTRICAL LABEL LOCATION	-
50	AS REQ'D	SPRAYLAC PAINT TO MATCH MATTHEWS MP-18149 "CHASE" DK NICKEL	-
51	AS REQ'D	VINYL TO MATCH 3M 3630-156	-
60	1	F24T12 C.W.H.O. LAMP	-
61	1	BALLAST: 256-148 (JEFFERSON)	(8 Lb./unit)
65	1	TOGGLE SAFETY SWITCH	-
66	1	COLITE LANE DESIGNATOR LED ARROW	-
69	2	U.L. LISTED CONDUIT AS PER LOCAL CODES	-
71	AS REQ'D	#6 X 1/2" PAN HEAD SCREW	18/8
72	4	ANCHORS VARY PER WALL CONDITION	-
73	AS REQ'D	1/4" ALUMINUM STUDS w/ WING NUT AND LOCK WASHER	ALUM.
80	2.5 fl.	1 1/2" OPEN S.S. PIANO HINGE	-
90	AS REQ'D	DOUBLE SIDE VHB TAPE	18/8

ELEVATIONS

SCALE: 1 1/2" = 1'-0"  
REF. #

THIS SIGN TO BEAR THIS MARK

AREA/WEIGHT

SIGN SQUARE FOOTAGE: 3 sq. ft.

ESTIMATED SIGN WEIGHT: 30 Lb.

TOLERANCE: ± 1/16" ON ALL DIMENSIONS

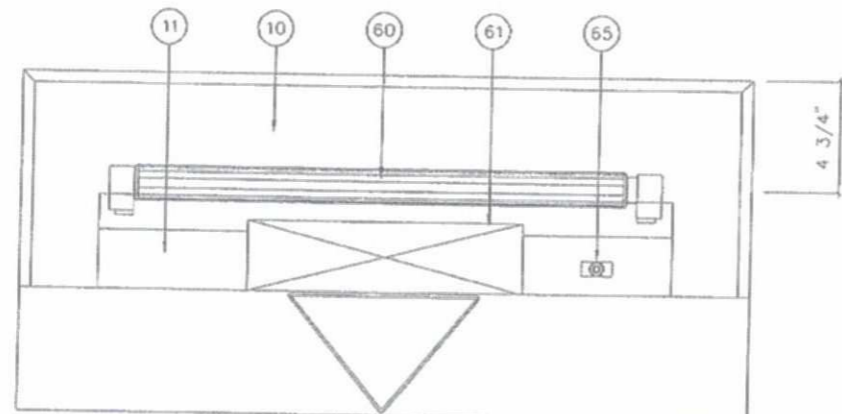
DESIGN LOADS:  
WIND LOAD = 30 PSF

SIGN INTERIOR TO BE PAINTED GLOSS ENAMEL WHITE FOR MAXIMUM REFLECTIVITY

USE BLACK SILICONE TO CONCEAL LIGHT LEAKS

NOTE: PROVIDE A MINIMUM OF 30" OF COILED WIRE TO ALLOW FOR BALLAST REMOVAL WHEN SERVICING.

NOTE: SIGN IS TO BE WIRED WITH 14 GAGE AWM 105C PER DIAGRAM ON BALLAST. ELECTRICAL LEADS TO BE 12 GAGE MTW WIRE. SIGN MUST BE GROUNDED WITH 14 GAGE GREEN WIRE.



ELECTRICAL FLUORESCENT LAMP	
LAMPS	(1) F24T-12 C.W.H.O.
BALLAST	(1) 256-148
AMPS	0.55
V.A.	120 VOLTS WATTS 66
CIRCUITS	1-15 AMP

SCALE: 1 1/2" = 1'-0"  
REF. #

1 NOTES

LAMP LAYOUT

REVISIONS			
No.	DATE:	BY:	DESCRIPTION

DRAWINGS ARE THE EXCLUSIVE PROPERTY OF ICON IDENTITY SOLUTIONS INC., ANY UNAUTHORIZED USE OR DUPLICATION IS NOT PERMITTED.

1418 ELMHURST RD.  
ELK GROVE VILLAGE  
ILLINOIS 60007

**ENGINEERING DRAWING**

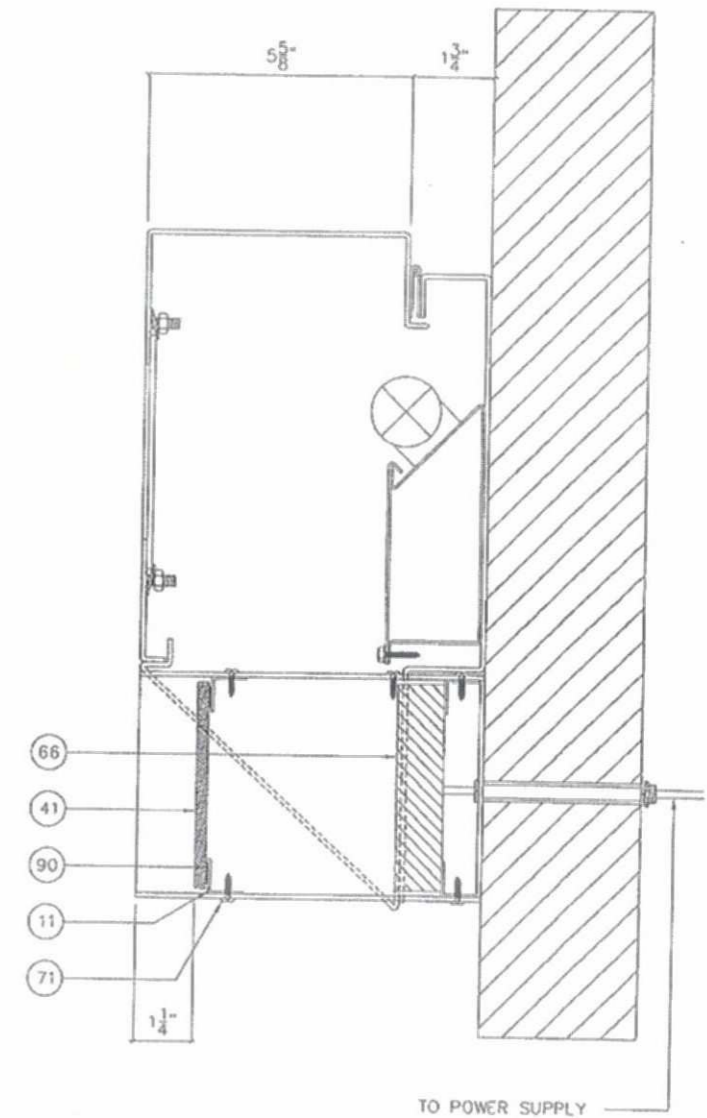
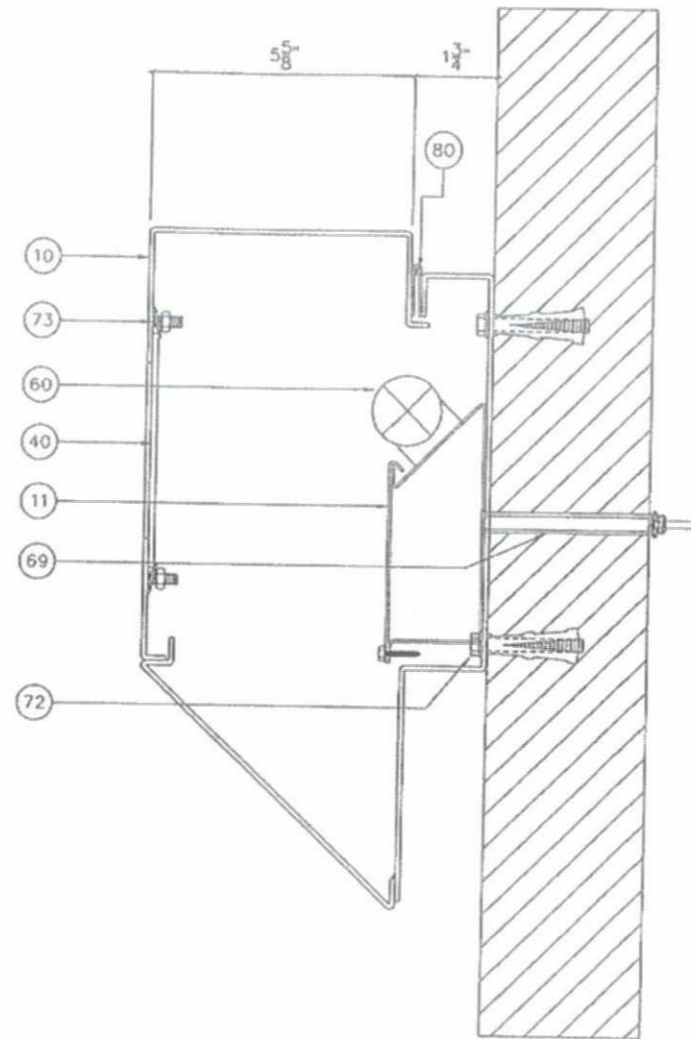
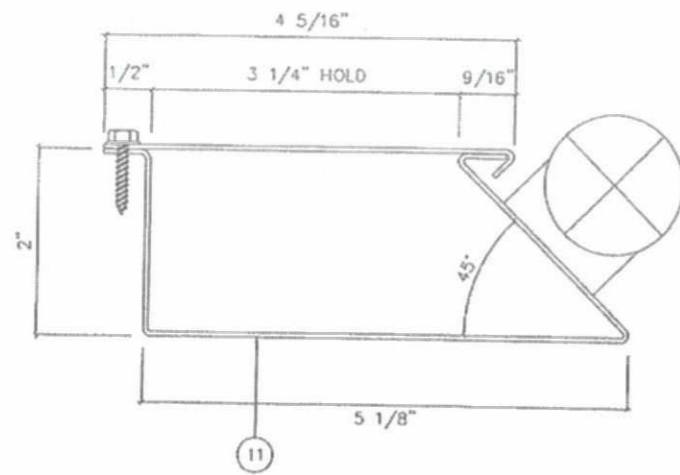
PROJECT:

# CHASE

SIGN TYPE: DU-2-W-C-s-Custom

TITLE: 1'-2 1/2" X 2'-7 1/8" ILLUM. LANE DESIGNATOR

JOB #	APPROVED BY / DATE
	ENGR. MGR: <i>[Signature]</i> 09/20/06
DRAWN: CR/RAR	OPR. MGR:
DATE: 09/20/06	PROJ. MGR:
SCALE: AS NOTED	SALES MGR:
FILE: CHA0323A	SHEET # S1 of 3



DETAIL RACEWAY

SCALE: HALF  
REF. #

1 SECTION

SCALE: 3"=1'-0"  
REF. #

A SECTION

SCALE: 3"=1'-0"  
REF. #

B

REVISIONS			
No.	DATE:	BY:	DESCRIPTION

DRAWINGS ARE THE EXCLUSIVE PROPERTY OF ICON IDENTITY SOLUTIONS INC., ANY UNAUTHORIZED USE OR DUPLICATION IS NOT PERMITTED.

1418 ELMHURST RD.  
BLK GROVE VILLAGE  
ILLINOIS 60007

**ENGINEERING DRAWING**

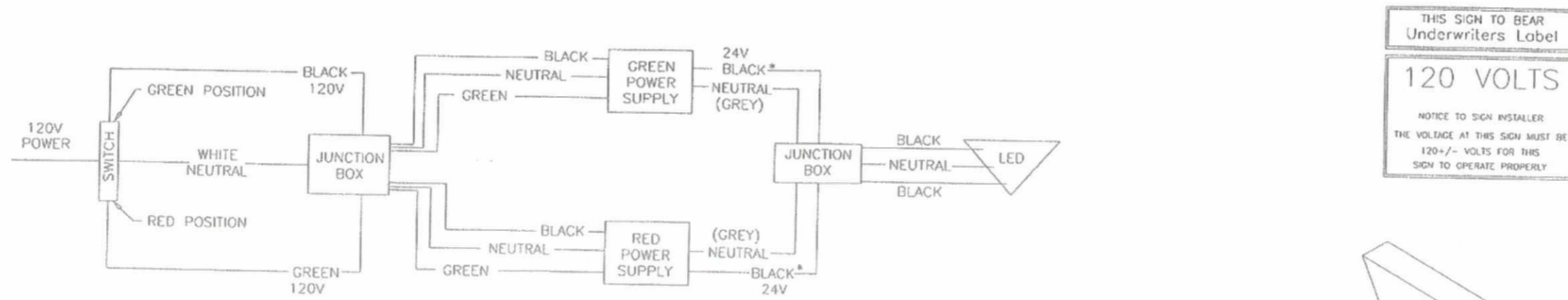
PROJECT:

# CHASE

SIGN TYPE: DU-2-W-C-s-Custom

TITLE: 1'-2 1/2" X 2'-7 1/8" ILLUM. LANE DESIGNATOR

JOB #	APPROVED BY / DATE
	ENGR. MGR. <i>[Signature]</i> 9/21/06
DRAWN: CR/RAR	OPR. MGR.:
DATE: 09/20/06	PROJ. MGR.:
SCALE: AS NOTED	SALES MGR.:
FILE: CHA0323A	SHEET # S2 of 3



THIS SIGN TO BEAR  
Underwriters Label

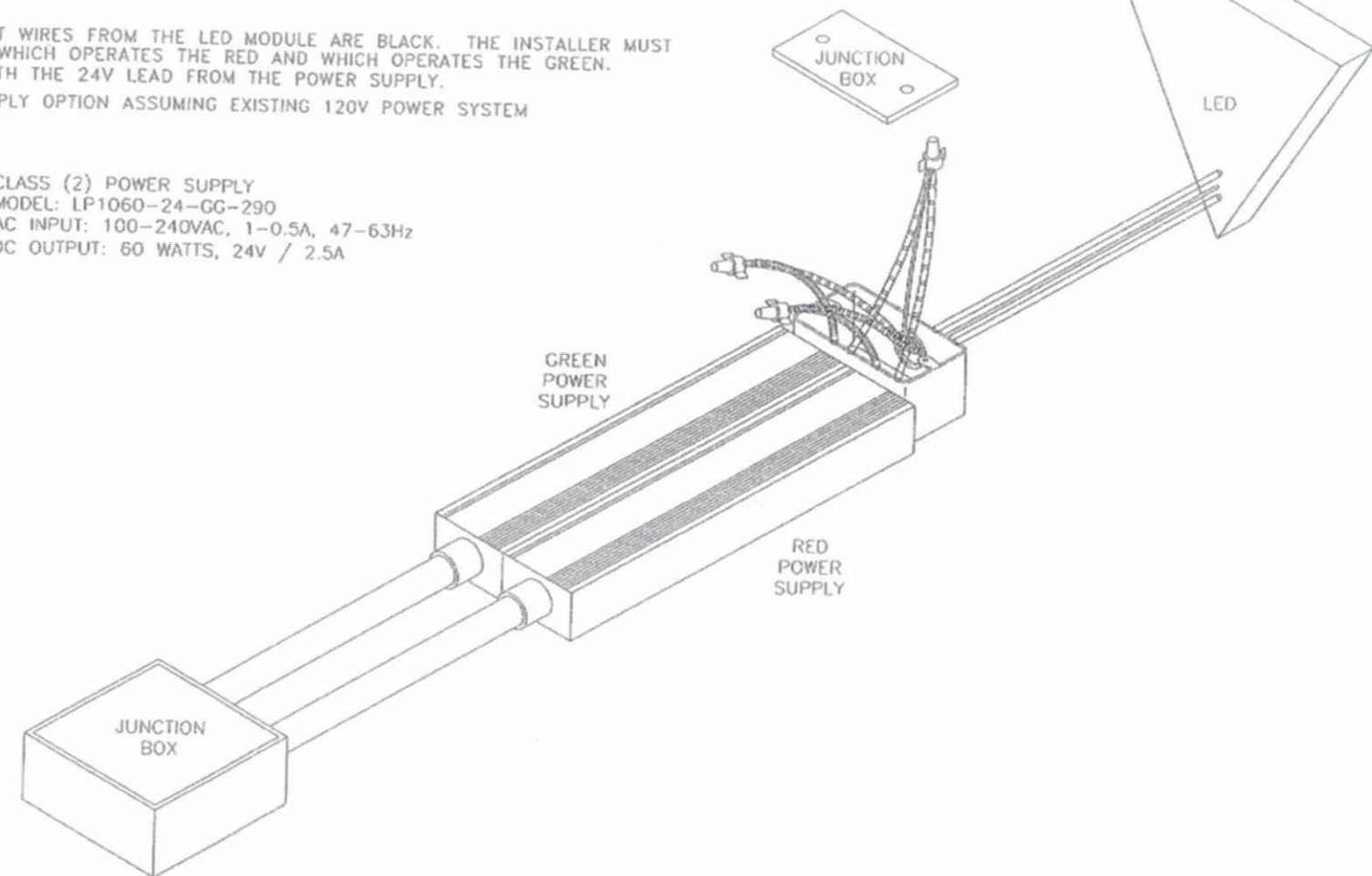
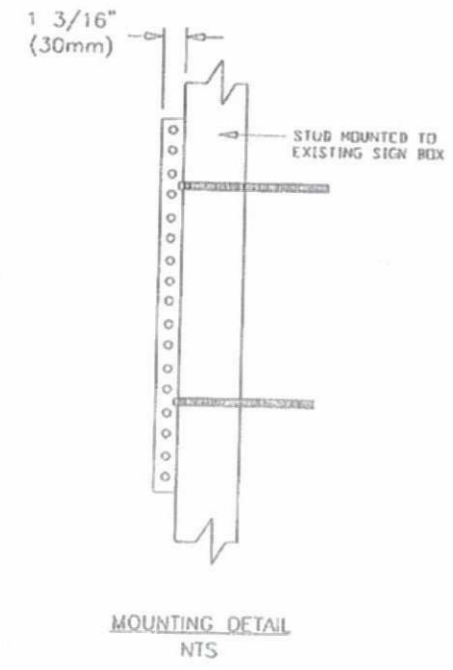
**120 VOLTS**

NOTICE TO SIGN INSTALLER  
THE VOLTAGE AT THIS SIGN MUST BE  
120+/- VOLTS FOR THIS  
SIGN TO OPERATE PROPERLY

\* BOTH 24V HOT WIRES FROM THE LED MODULE ARE BLACK. THE INSTALLER MUST TEST TO SEE WHICH OPERATES THE RED AND WHICH OPERATES THE GREEN. TEST ONLY WITH THE 24V LEAD FROM THE POWER SUPPLY.

\*\* 2 POWER SUPPLY OPTION ASSUMING EXISTING 120V POWER SYSTEM

CLASS (2) POWER SUPPLY  
MODEL: LP1060-24-GG-290  
AC INPUT: 100-240VAC, 1-0.5A, 47-63Hz  
DC OUTPUT: 60 WATTS, 24V / 2.5A



WIRING DIAGRAM

SCALE: N/A  
REF. #

REVISIONS			
No.	DATE:	BY:	DESCRIPTION

**DRAWINGS ARE THE EXCLUSIVE PROPERTY OF ICON IDENTITY SOLUTIONS INC., ANY UNAUTHORIZED USE OR DUPLICATION IS NOT PERMITTED.**

1418 ELMHURST RD.  
ELK GROVE VILLAGE  
ILLINOIS 60007

**ENGINEERING DRAWING**

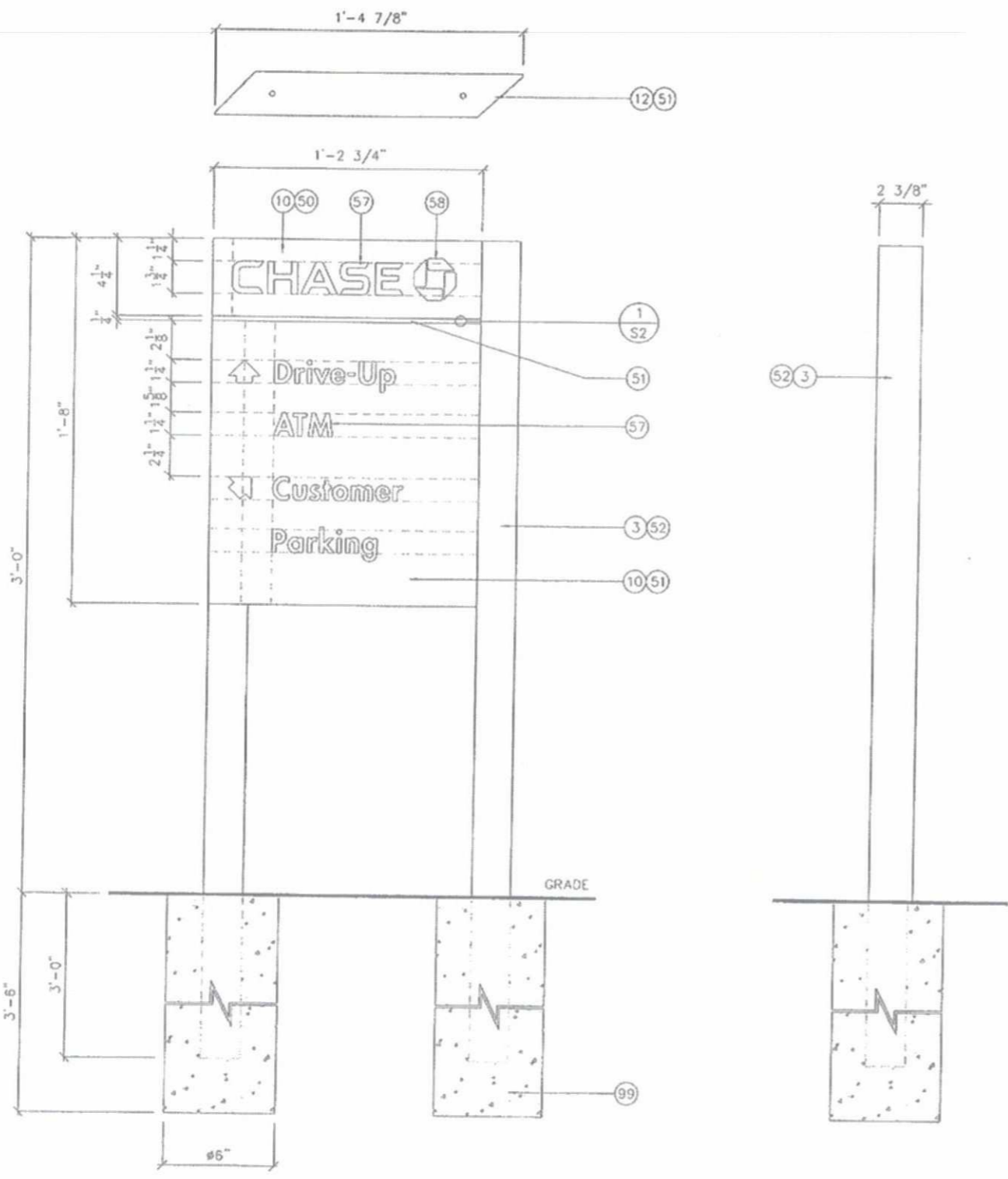
PROJECT:

**CHASE**

SIGN TYPE: DU-2-W-C-s-Custom

TITLE: 1'-2 1/2" X 2'-7 1/8" ILLUM. LANE DESIGNATOR

JOB #	APPROVED BY / DATE
	ENGR. MGR.: <i>[Signature]</i> 9/20/06
DRAWN: CR/RAR	OPR. MGR.:
DATE: 09/20/06	PROJ. MGR.:
SCALE: AS NOTED	SALES MGR.:
FILE: CHA0323A	SHEET # S3 of 3



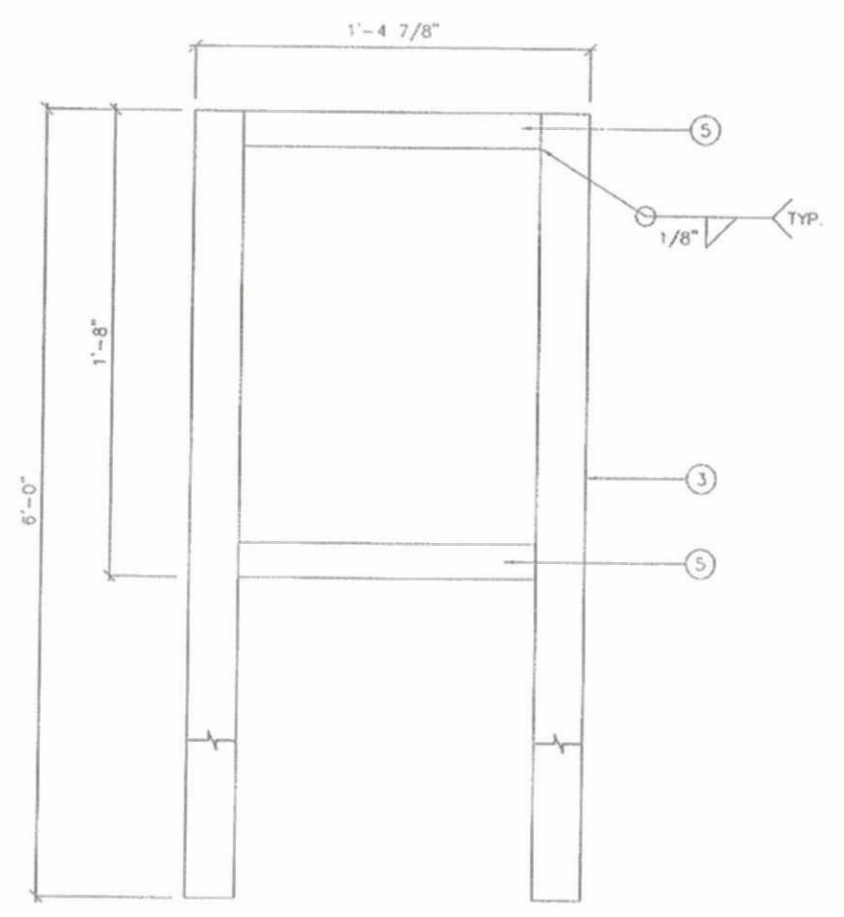
**AREA/WEIGHT**  
 SIGN SQUARE FOOTAGE:  
 2 sq. ft.  
 ESTIMATED SIGN WEIGHT:  
 20 Lbs

DESIGN LOADS:  
 WIND LOAD = 30 PSF  
 SOIL RESISTANCE:  
 200 PSF/FT

TOLERANCE: ± 1/16" ON  
 ALL DIMENSIONS

**BILL OF MATERIALS**

No.	QTY.	PART #	DESCRIPTION	SPECIFICATIONS
3	12 ft.	-	EXTRUSION, ALUMINUM	D#1
4	6 fl.	ALA125000	ALUMINUM ANGLE	.125 X 1" X 1" X 16', 6063-T52
5	2	-	ALUMINUM TUBE, 1'-0 5/8" LG	.125 X 1 1/2" X 1", 6063-T52
10	2	ALS125000	ALUM. SHEET, 1'-8"x1'-2 3/4"	.125" X 48" X 120", 3003-H14
11	2	ALS125000	ALUM. SHEET, 1"x1'-0 5/8"	.125" X 48" X 120", 3003-H14
12	1	ALS125000	ALUM. SHEET, TOP COVER	.125" X 48" X 120", 3003-H14
50	AS REQ'D	-	PAINT, "CHASE" NICKEL	MATTHEWS MP-18101
51	AS REQ'D	-	PAINT, "CHASE" DK. NICKEL	FORMULA TO MATCH MATTHEWS MP-18149
52	AS REQ'D	-	PAINT, "CHASE" BLUE	FORMULA TO MATCH PMS #300
55	AS REQ'D	-	PAINT, WHITE	SPRAYLAT STAR BRIGHT
56	AS REQ'D	-	PAINT, WHITE	SPRAYLAT, GLOSS FINISH
57	AS REQ'D	-	3M SCOTCHLITE VINYL	#580-10 REFLECTIVE, WHITE
58	AS REQ'D	-	3M SCOTCHLITE VINYL	#580-76 REFLECTIVE, BLUE
70	AS REQ'D	FSS000008	SCREW, SM PHILLIPS	#8 X 3/4" FLAT TYPE "AB" ZINC
90	AS REQ'D	-	VERSILOCK	#406-19
99	AS REQ'D	-	CONCRETE	-



**ELEVATIONS**

SCALE: 1/2"=1'-0"  
 REF. #

**FRAME**

SCALE: 1/2"=1'-0"  
 REF. #

REVISIONS			
No.	DATE:	BY:	DESCRIPTION

**DRAWINGS ARE THE EXCLUSIVE PROPERTY OF ICON IDENTITY SOLUTIONS INC., ANY UNAUTHORIZED USE OR DUPLICATION IS NOT PERMITTED.**

**icon**  
 Identity Solutions  
 1418 ELMHURST RD.  
 ELK GROVE VILLAGE  
 ILLINOIS 60007

**ENGINEERING DRAWING**

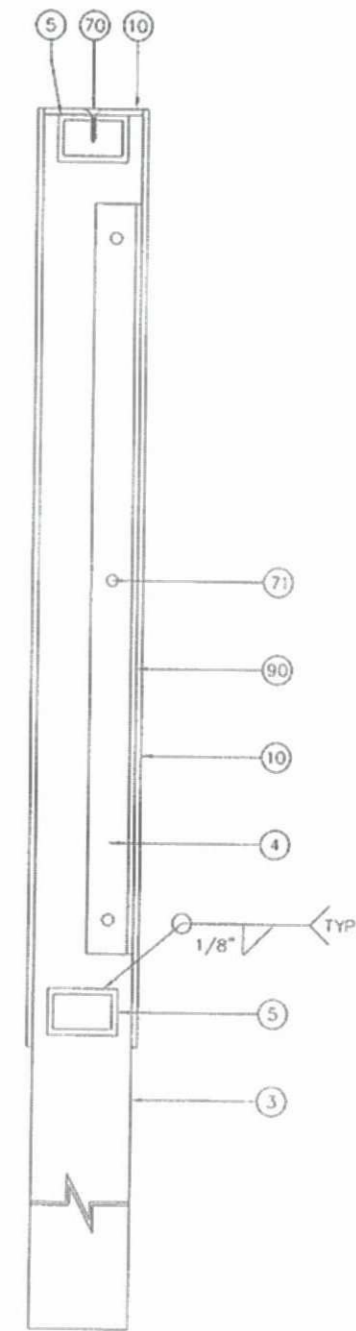
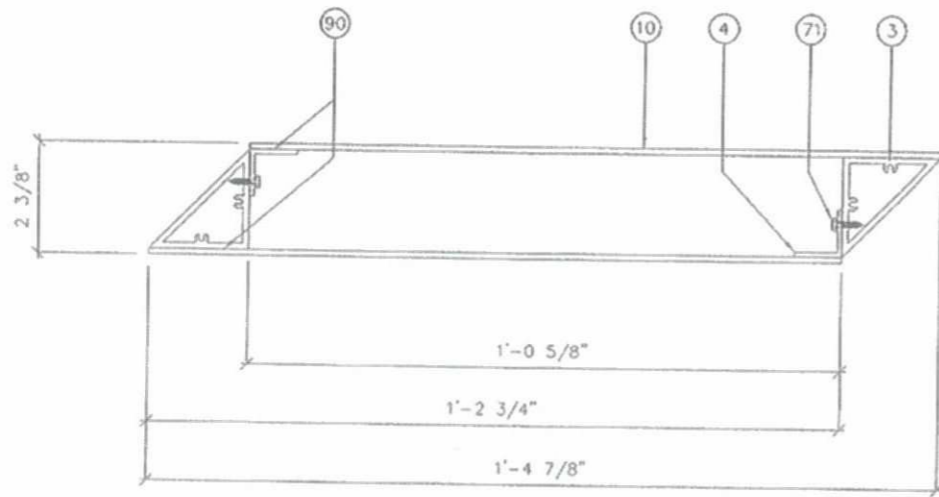
PROJECT:

**CHASE**

**SIGN TYPE: D-2-S**

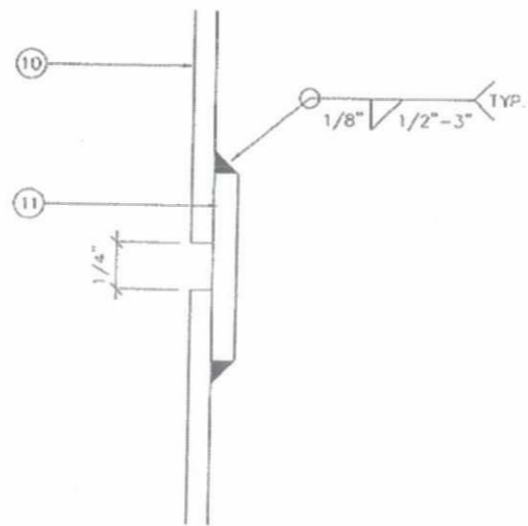
TITLE: 3'-0" X 1'-2 3/4" NON-ILLUM. DIRECTIONAL

JOB #	APPROVED BY / DATE
DRAWN: CR	ENGR. MGR. <i>[Signature]</i> 8.3.05
DATE: 07/16/05	OPR. MGR.
SCALE: AS NOTED	PROJ. MGR.
FILE: CHA0078A	SALES MGR.
	SHEET # S1 of 2



SECTION

SCALE: 3"=1'-0"  
REF. # A



DETAIL

SCALE: FULL  
REF. # 1

SECTION

SCALE: 3"=1'-0"  
REF. # B

REVISIONS

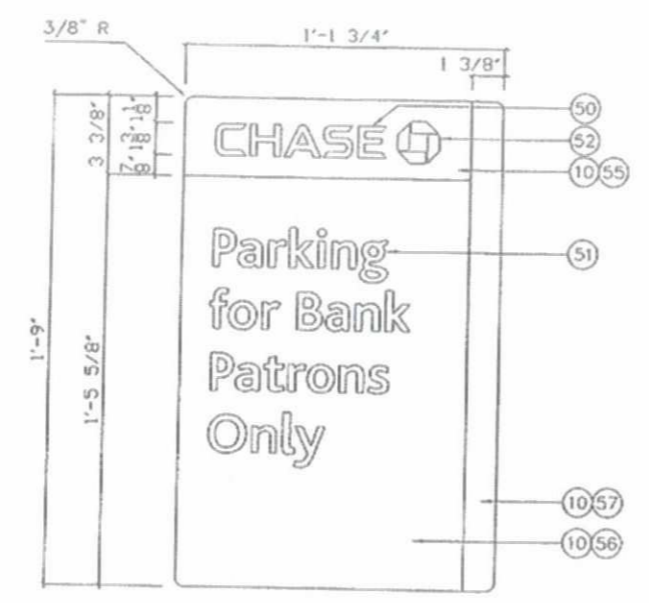
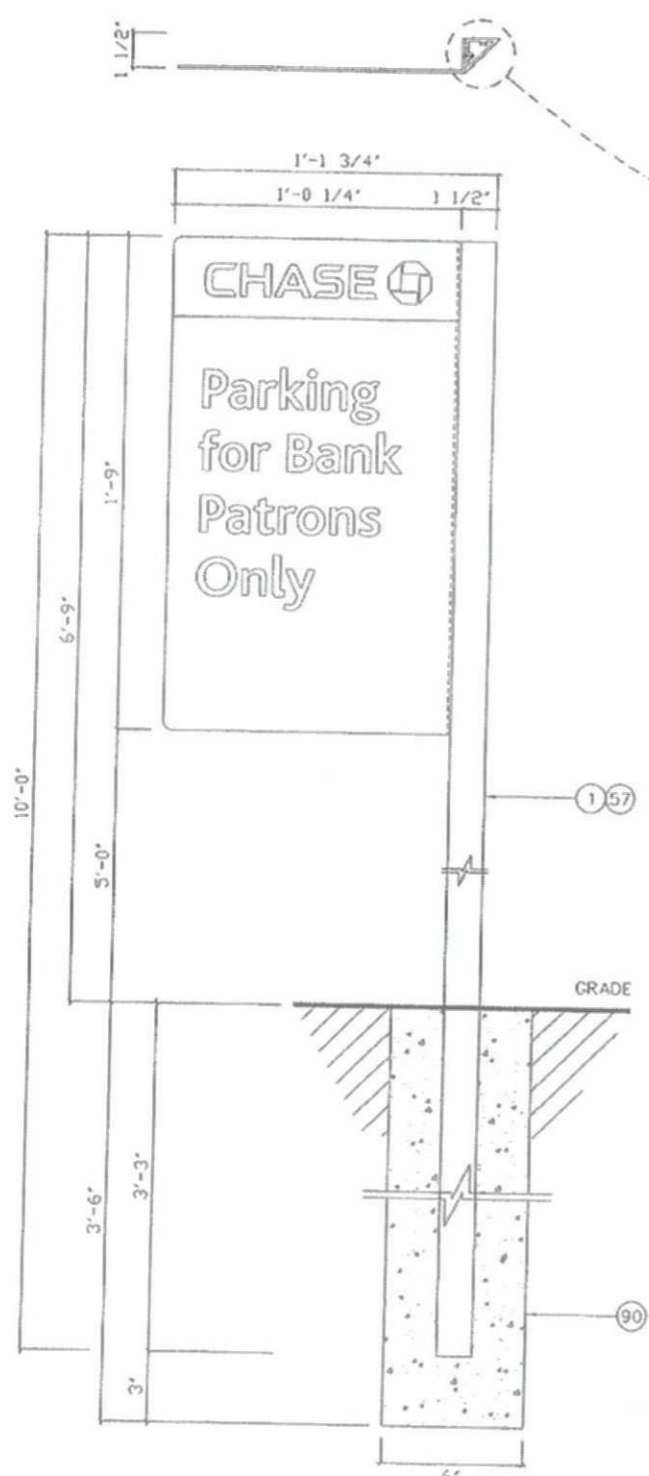
No.	DATE	BY:	DESCRIPTION

DRAWINGS ARE THE EXCLUSIVE PROPERTY OF ICON IDENTITY SOLUTIONS INC., ANY UNAUTHORIZED USE OR DUPLICATION IS NOT PERMITTED.

**icon** Identity Solutions  
1418 ELMHURST RD.  
ELK GROVE VILLAGE  
ILLINOIS 60007  
**ENGINEERING DRAWING**

PROJECT: **CHASE**  
SIGN TYPE: D-2-S  
TITLE: 3'-0" X 1'-2 3/4" NON-ILLUM. DIRECTIONAL

JOB #	APPROVED BY / DATE
	ENGR. MGR: <i>ll 8.305</i>
DRAWN: CR	OPR. MGR.:
DATE: 07/16/05	PROJ. MGR.:
SCALE: AS NOTED	SALES MGR.:
FILE: CHA0078A	SHEET # S2 of 2

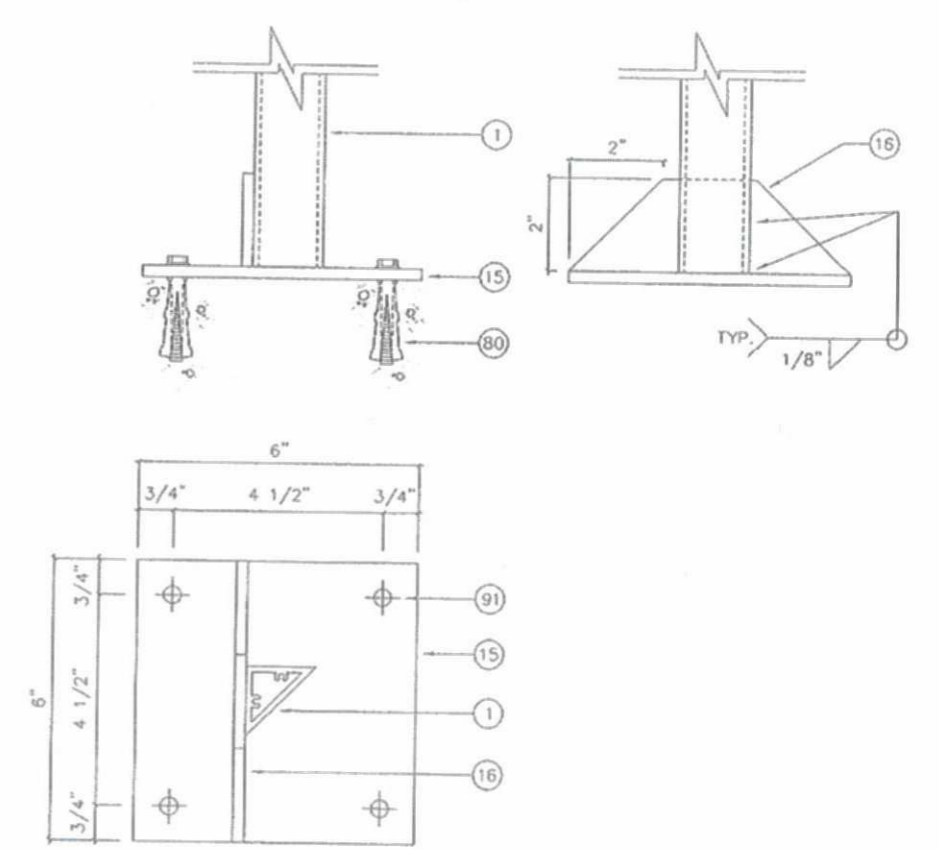


FOR GRAPHICS LAYOUTS  
SEE PRESENTATION DRAWING

AREA/WEIGHT
SIGN SQUARE FOOTAGE: 2 sq. ft.
ESTIMATED SIGN WEIGHT: 15 Lb.

### BILL OF MATERIALS

No.	QTY	DESCRIPTION	SPEC.
1	AS REQ'D	ALUMINUM EXTRUSION TYPE "TC"	6063
10	AS REQ'D	0.125" ALUMINUM THICK SHEET	3003
15	1	0.250" X 6" X 6" ALUMINUM BASE PLATE	3003
16	1	0.250" X 2" X 6" ALUMINUM GUSSET PLATE	3003
50	AS REQ'D	VINYL OPAQUE FILM 3M# 7725-10 WHITE (CHASE LOGO)	3M
51	AS REQ'D	VINYL REFLECTIVE FILM 3M# 580-10 WHITE (SUPPORT COPY)	3M
52	AS REQ'D	VINYL, DOUBLE LAYER, 3M# 3630-127 OVER 3M# 7725-10	3M
53	AS REQ'D	VINYL REFLECTIVE FILM 3M# 580-72 RED	3M
55	AS REQ'D	PAINT CHASE NICKEL, MATCH MATTHEWS MP-18101	-
56	AS REQ'D	PAINT CHASE DK. NICKEL, MATCH MATTHEWS MP-18149	-
57	AS REQ'D	PAINT TO MATCH PMS# 300, SEMI-GLOSS FINISH	-
70	3	FLAT PIN-IN-HEAD TORX SCREW, NO. 8, 1 1/4" LG, McMASTER #95015A305	-
80	4	1/4" ANCHOR BOLTS (TYPE VARIES PER FLOOR CONDITIONS)	-
90	AS REQ'D	CONCRETE	-
91	4	3/8" HOLES TO ACCEPT 1/4" ANCHOR BOLT	-



### ELEVATIONS

SCALE: 1 1/2" = 1'-0"  
REF. #

### ALTERNATE BASE PLATE MOUNTING

SCALE: 3" = 1'-0"  
REF. # 1

REVISIONS			
No.	DATE	BY	DESCRIPTION
1	08/19/05	RAR	DRAWING REVISED PER MONIGLE SPECS

DRAWINGS ARE THE EXCLUSIVE PROPERTY OF ICON IDENTITY SOLUTIONS INC., ANY UNAUTHORIZED USE OR DUPLICATION IS NOT PERMITTED.

**icon**  
Identity Solutions

1418 ELMHURST RD.  
ELK GROVE VILLAGE  
ILLINOIS 60007

**ENGINEERING DRAWING**

PROJECT:

**CHASE**

SIGN TYPE: TC-P-A-s

TITLE: 1'-9" X 1'-1 3/4" X 6'-9" OAH REGULATORY SIGN

JOB #	APPROVED BY / DATE
	ENGR. MGR.: <i>JL</i> 8.19.05
DRAWN: AJL	OPR. MGR.:
DATE: 07/21/05	PROJ. MGR.:
SCALE: 1 1/2	SALES MGR.:
FILE: CHA0087C	SHEET # S1 of 1