

A tall, white, lattice-structured water tower stands prominently in the center of the image. The tower has two large, rounded water tanks stacked vertically. The word "GILBERT" is written in large, dark, serif capital letters across the side of the upper tank. The tower is supported by four main legs that meet at a central vertical pole. The background shows a clear blue sky with a few wispy clouds. In the foreground, there is a paved plaza with several metal park benches and some greenery, including trees and shrubs. The overall scene is bright and sunny.

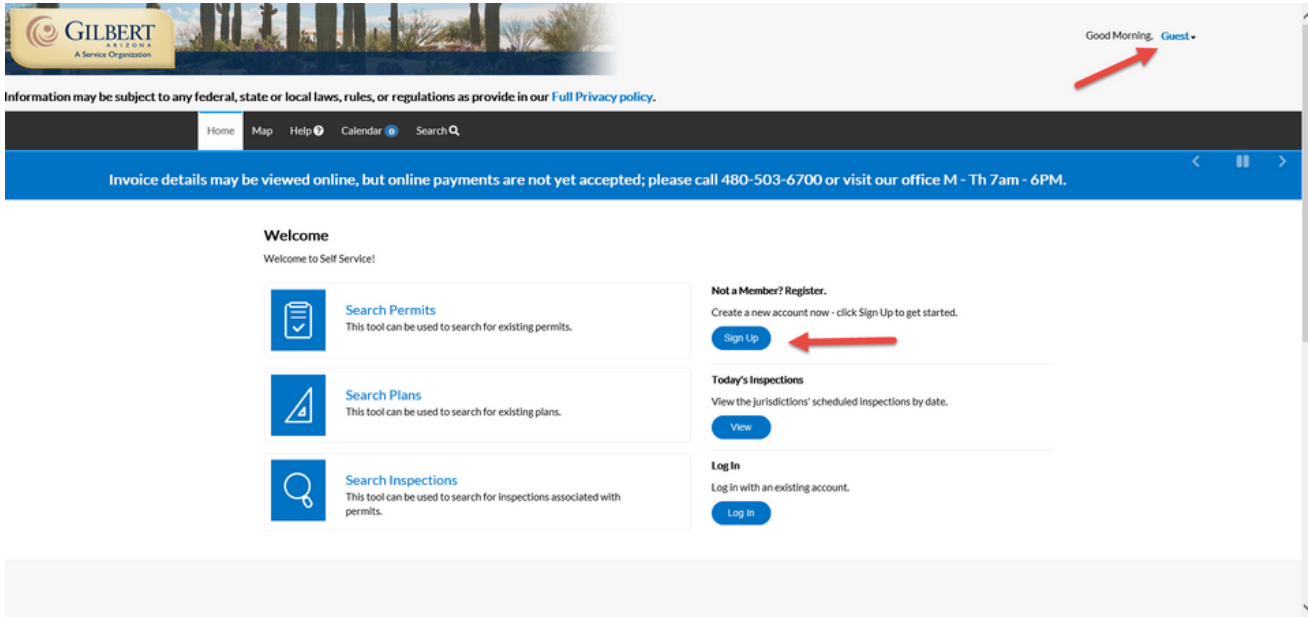
One Stop Shop
**REGISTRATION
GUIDE**

HOW TO REGISTER FOR AN ACCOUNT ON ONE STOP SHOP

STEP 1

Visit onestopshop.gilbertaz.gov

On the Home Page Screen, click on either the **SIGN UP** button, or **GUEST** and select **REGISTER** from the drop down menu.



Enter your **EMAIL ADDRESS**

Registration

Step 1 of 3: Email Address

Your e-mail address is your username.

Email

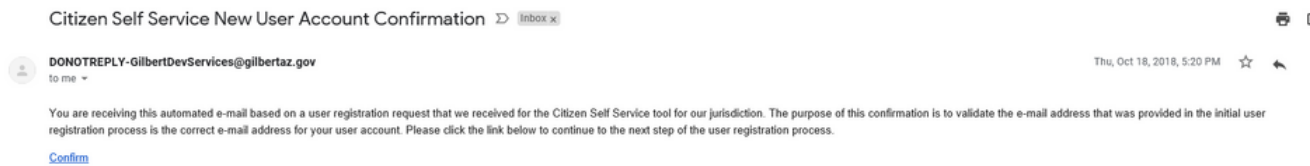
Next

Select **NEXT**.

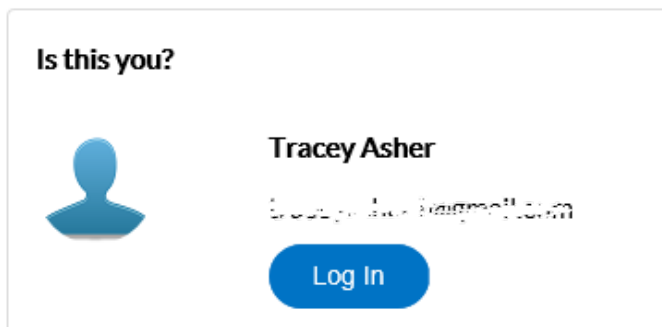
An email will be sent to your inbox to verify you entered the correct email. (Note: if email not received, check your junk/spam folder).

STEP 2

Open the email from GilbertDevServices and select **CONFIRM**.



This will open a new window with your email displayed. If your email is already registered in the system, you will be asked the question **IS THIS YOU?**



If yes, select **LOG IN** to proceed with verifying your contact information is still accurate. Updates can be made at this time to correct any of your contact information. You will also be asked to create and confirm a password.

If you have not yet created an account, then you will select **REGISTER**.

Enter your personal information. *The red asterisk * indicates a required field.*

Make sure to change the contact preference to **EMAIL**.

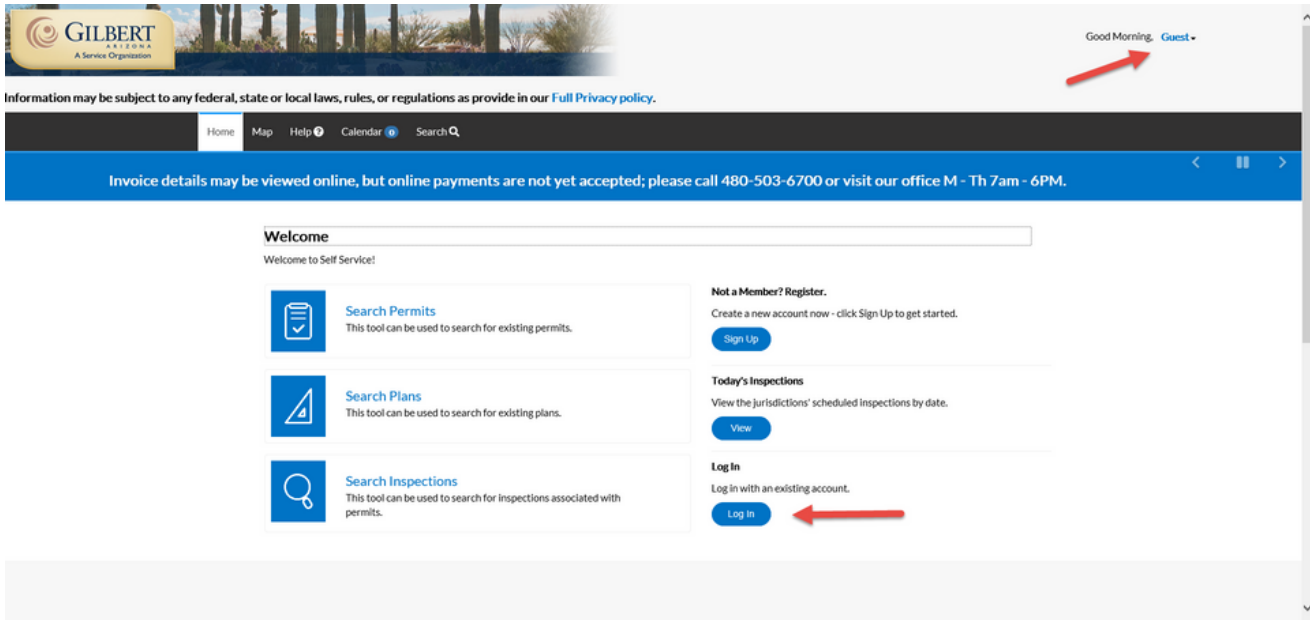
When all information is filled out, click **SUBMIT**. Your account information will be forwarded to a staff member for screening which may take up to *one business day*.

HOW TO LOGIN TO ONE STOP SHOP

STEP 1

Visit onestopshop.gilbertaz.gov

To login to a registered account, click **LOGIN** or **GUEST** and **LOGIN** from the drop down menu.



STEP 2

Enter your **EMAIL ADDRESS** and **PASSWORD** to login.

Log In

* **Email Address**

* **Password**

Remember Me

[Forgot your password?](#)
[Switch jurisdiction?](#)

HOW TO LOGOUT FROM ONE STOP SHOP

To logout, click on your name and **LOGOUT**.

