



SMOKE ALARMS SAVE LIVES




WHAT ARE YOUR SMOKE ALARMS TRYING TO TELL YOU?

To reduce the chance of your smoke alarms sounding a false alarm, show them some love with these helpful hints

POWER ON

Test both your heater & AC by powering the units on BEFORE you need them.

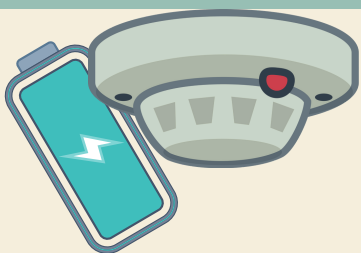



CLEAN & CHANGE

Clean your air filters & vents immediately after you turn your heater or AC on. Don't forget to change filters monthly.

TAKE DOWN

Take down your smoke alarms & gently clean them with a vacuum or canned air.



REPLACE

Replace the batteries in your smoke alarms ONCE a year.

NEW

Purchase new smoke alarms & replace them EVERY 10-years.



QUESTIONS

Call us at (480) 503-6300

@GilbertFireDept



#GilbertSoundTheAlarm

19

23