



# SANTAN VILLAGE

Developed by:  
SanTan Development Group  
3850 E. Baseline Road  
Suite 114  
Mesa, Arizona 85206  
Phone: 480.424.3400  
Fax: 480.424.3432

## AMENDMENT TO

---

M A S T E R   S I G N   P A C K A G E

---

## PHASES 3,4,5,G1 and G2

AUGUST 2013

REVISED FEBRUARY 28, 2014

REVISED MARCH 13, 2014

REVISED JANUARY 22, 2020

REVISED OCTOBER 19, 2020

**APPROVED**  
**OVER THE COUNTER**

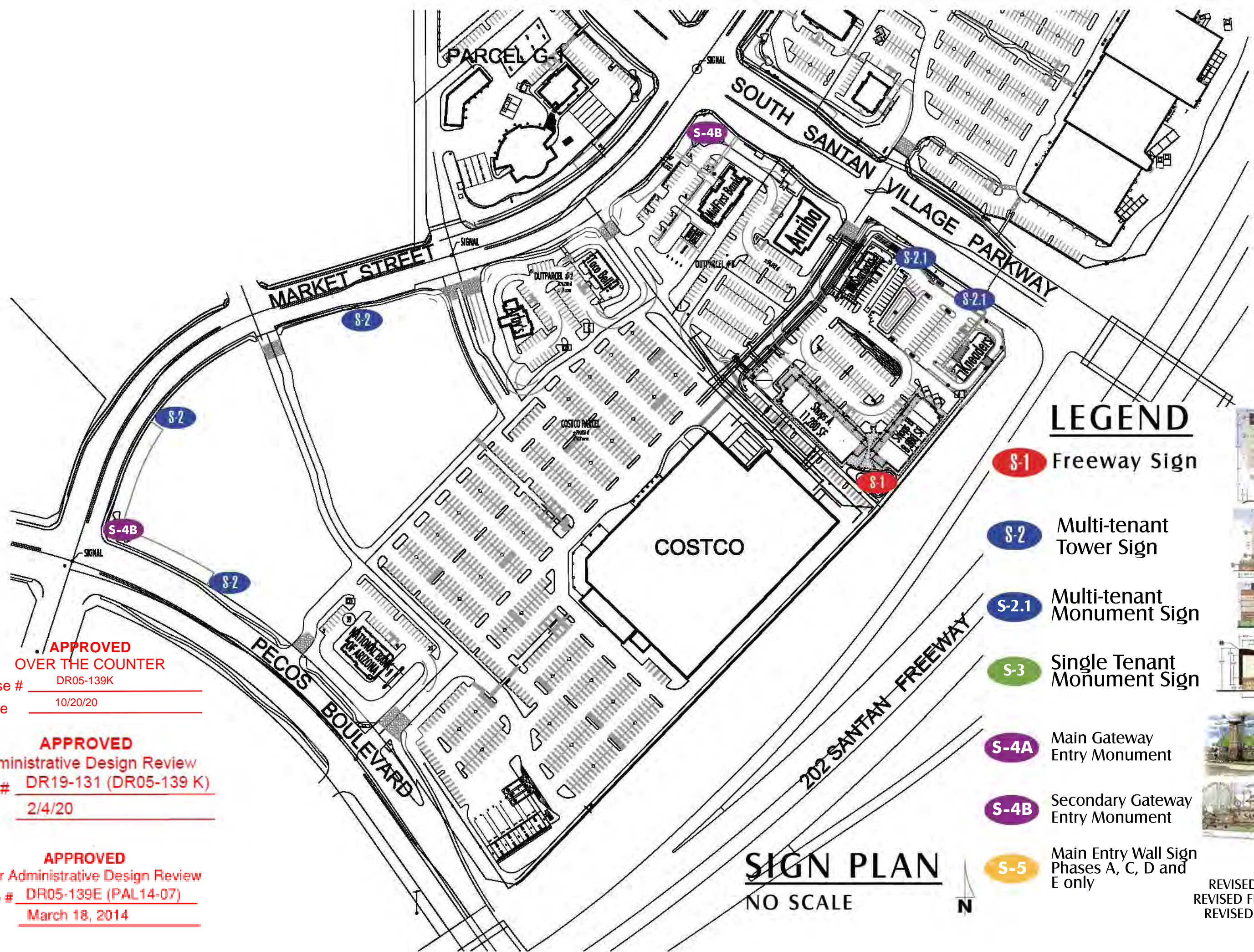
Case # DR05-139K

Date 10/20/20



**TRADEMARK**





**LEGEND**

- S-1** Freeway Sign
- S-2** Multi-tenant Tower Sign
- S-2.1** Multi-tenant Monument Sign
- S-3** Single Tenant Monument Sign
- S-4A** Main Gateway Entry Monument
- S-4B** Secondary Gateway Entry Monument
- S-5** Main Entry Wall Sign Phases A, C, D and E only



**SIGN PLAN**

NO SCALE



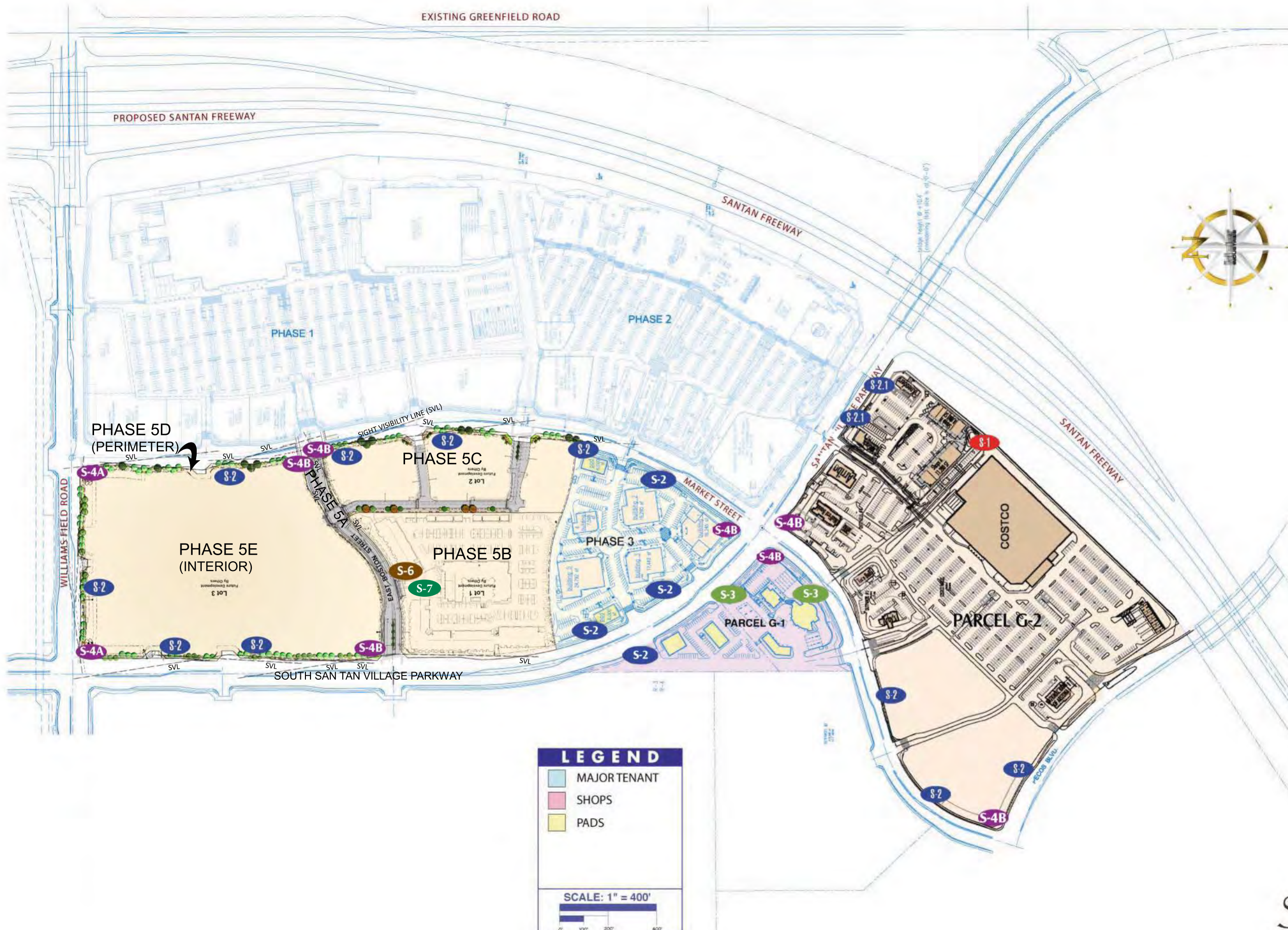
**APPROVED**  
OVER THE COUNTER  
Case # DR05-139K  
Date 10/20/20

**APPROVED**  
Administrative Design Review  
Case # DR19-131 (DR05-139 K)  
Date 2/4/20

**APPROVED**  
Minor Administrative Design Review  
Case # DR05-139E (PAL14-07)  
Date March 18, 2014

REVISED MARCH 2014  
REVISED FEBRUARY 2014  
REVISED AUGUST 2013





**SIGN LOCATIONS & TYPES**  
**LEGEND**

- S-1** Freeway Sign
- S-2** Multi-tenant Tower Sign
- S-2.1** Multi-tenant Monument Sign
- S-3** Single Tenant Monument Sign
- S-4A** Main Gateway Entry Monument
- S-4B** Secondary Gateway Entry Monument
- S-5** Main Entry Wall Sign Phases A, C, D and E only
- S-6** Multi-Family Entry Monument
- S-7** Freestanding Directory

**LEGEND**

- MAJOR TENANT
- SHOPS
- PADS

SCALE: 1" = 400'

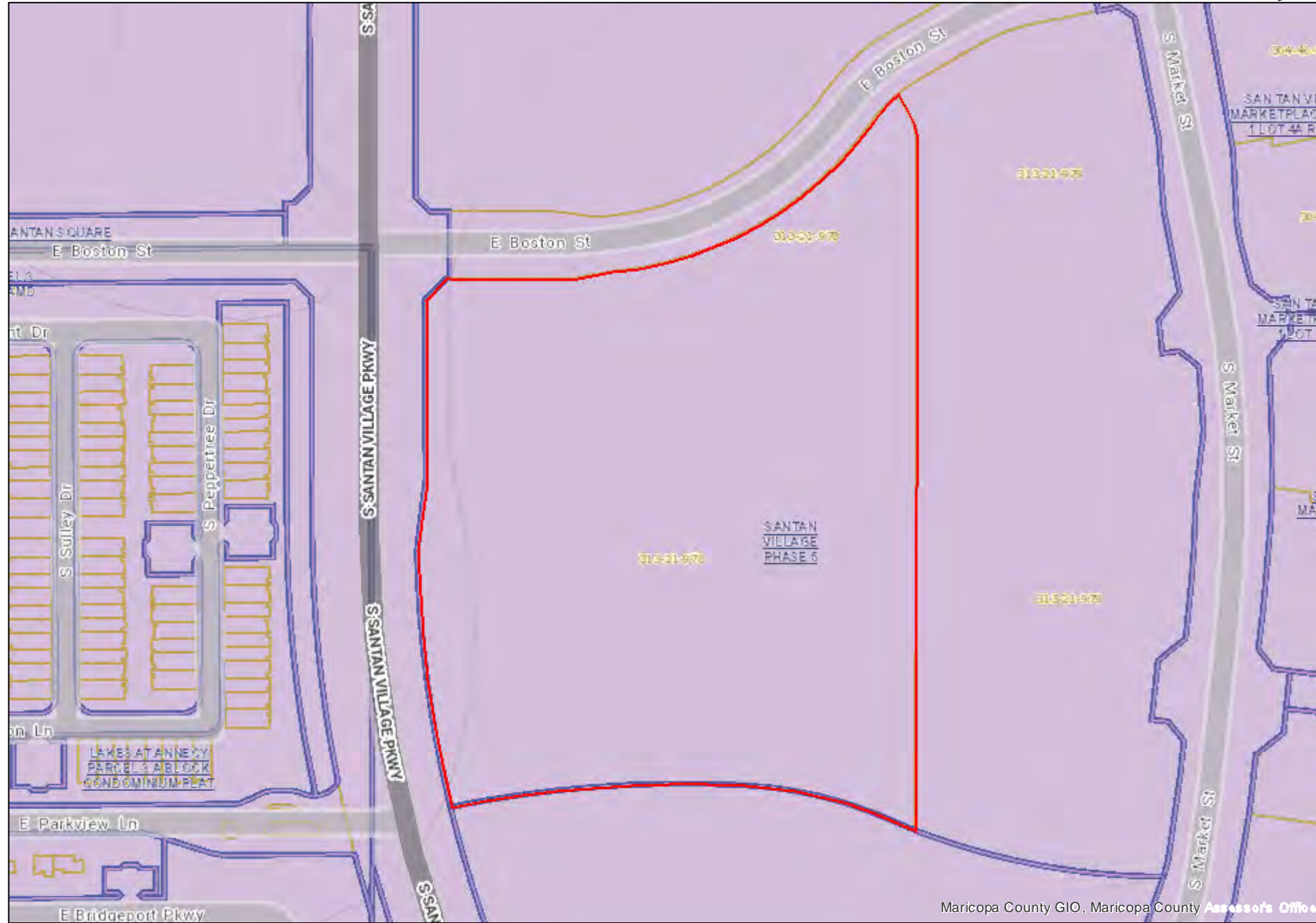
**APPROVED**  
**OVER THE COUNTER**  
Case # DR05-139K  
Date 10/20/20

**SANTAN VILLAGE**  
REVISED JANUARY 2020  
REVISED MARCH 2014  
REVISED FEBRUARY 2014  
REVISED AUGUST 2013





# Map



Maricopa County GIO, Maricopa County Assessor's Office

9/17/2020 1:54:21 PM

**APPROVED  
OVER THE COUNTER**

Case # DR05-139K

Date 10/20/20

SIGN	SIGN TYPE	FUNCTION	LOCATION	QUANTITY	HEIGHT	SIZE	ILLUMINATION	MATERIALS
SIGN TYPE S-1 Freeway Sign	Freeway	Center ID with tenant identification	Placed along Santan Freeway (Loop 202) on Parcel E	1	Sixty (60') Feet to top of Pylon	500 SF Maximum Exclusive of Center Identification and Architectural Embellishments	Interior Illumination	Textured Aluminum, Powder Coat and Acrylics
SIGN TYPE S-2 Multi-Tenant Tower Monument Sign	Tower	Center ID with tenant identification	Placed along Santan Village Parkway, Ray Road, Coronado Road, and Williams Field Road	14	Fifteen (15') feet to top of sign panel exclusive of architectural embellishments	100 SF Maximum Exclusive of Architectural Embellishments	Combination of Interior and Exterior Illumination	Masonry, Stucco, Textured Aluminum, Powder Coat and Acrylics
SIGN TYPE S-2.1 Monument Sign	Monument	Multi-tenant identification	Placed along Coronado Road and along Interior and Private Roadways	2	Seven (7') feet to top of sign panel exclusive of architectural embellishment	24 SF Maximum Exclusive of Architectural Embellishments	Combination of Interior and Exterior Illumination	Masonry, Stucco, Textured Aluminum, Powder Coat and Acrylics
SIGN TYPE S-3 Monument Sign	Monument	Single tenant identification	Santan Village Parkway and Market Street	2	Eight (8'-4") feet to top of sign panel exclusive of architectural embellishment	35 SF Maximum Sign Copy Exclusive of Architectural Embellishments	Internal Illumination and/or Ground Illumination	Masonry, Stucco, Textured Aluminum, Powder Coat
SIGN TYPE S-4A Primary Gateway Sign	Monument	Center ID at Gateways	Along Santan Village Parkway at Street Intersections and Major Entrances to Parcels	2	Eight (8') feet to top of Monument	80 SF Maximum Sign Copy Exclusive of Architectural Embellishments	Internal Illumination and/or Ground Illumination	Masonry, Stucco, Textured Aluminum, Powder Coat
SIGN TYPE S-4B Secondary Gateway Sign	Monument	Center ID at Gateways	Along Santan Village Parkway at Street Intersections and Major Entrances to Parcels	7	Eight (8') feet to top of Monument	80 SF Maximum Sign Copy Exclusive of Architectural Embellishments	Internal Illumination and/or Ground Illumination	Masonry, Stucco, Textured Aluminum, Powder Coat
SIGN TYPE S-5 Main Entry Wall Sign	Monument	Entry wall/business ID at Corners (See General Notes 4 below)	Along Santan Village Parkway and at Interior and Private Roadways	11	Eight (8') feet to top of Monument	80 SF Maximum Sign Copy Exclusive of Architectural Embellishments	Internal Illumination and/or Ground Illumination	Masonry, Stucco, Textured Aluminum, Powder Coat
SIGN TYPE S-6 Multi-Family Entry Monument	Monument	Main ID	Boston Street at Multi-family entrance	1	Six (6') feet to top of sign panel exclusive of architectural embellishment	80 SF Maximum Sign Copy Exclusive of Architectural Embellishments	Internal Illumination and/or Ground Illumination	Masonry, Stucco, Textured Aluminum, Powder Coat
Directional Sign	Monument	Vehicular and pedestrian directional information	At Driveways and Landscape Islands Internal to the Site	TBD	Four (4') feet to top of Monument	12 SF Maximum Sign Copy Exclusive of Architectural Embellishments	Internal Illumination and/or Ground Illumination	Masonry, Stucco, Textured Aluminum, Powder Coat
Directory / Pedestrian Advertising Sign	Kiosk	Site Directory with optional advertising company	Interior site locations in Landscape Islands or Pedestrian areas	TBD	Six (6') feet to top of sign panel exclusive of architectural embellishment Six (6') feet to top of sign	24 SF Maximum Sign Copy per Sign Face Exclusive of Architectural Embellishments	Internal Illumination and/or Ground Illumination	Masonry, Stucco, Textured Aluminum, Powder Coat
SIGN TYPE S-7 Directory	Kiosk	Site Directory	Interior site locations in Landscape Islands or Pedestrian areas	1	Seven feet six inches (7'-6") to top of sign	30 SF Maximum Sign Copy Exclusive of Architectural Embellishments	Internal Illumination and/or Ground Illumination	Aluminum, Acrylic, Paint, Vinyl

**GENERAL NOTES:**

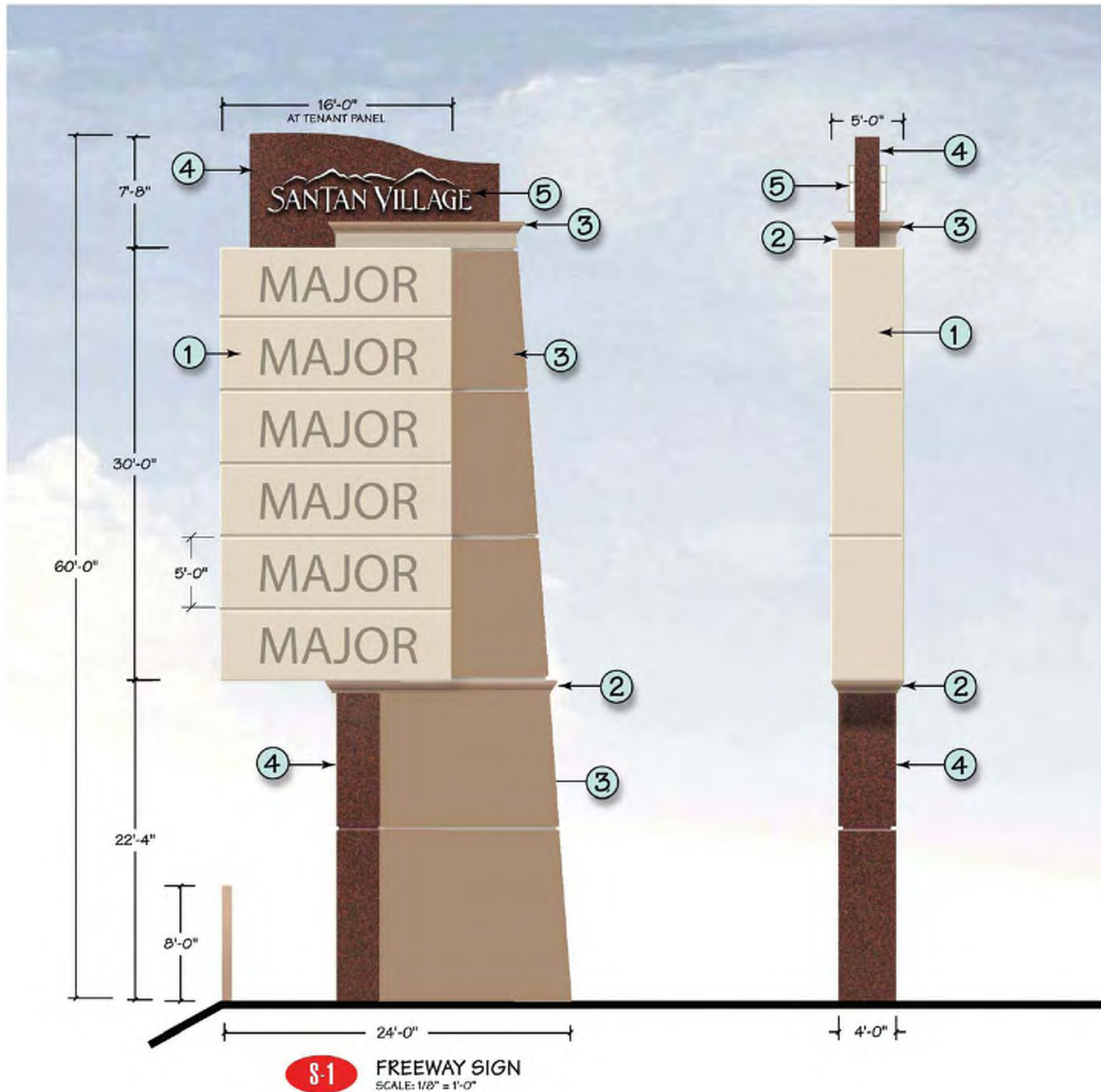
- 1) Tenant Monument Signs, Directional Signs, and Directory / Pedestrian Advertising signs may be placed in any location subject to first receiving the approval of the Master Developer and the Town of Gilbert. All such signs should be architecturally consistent with the design themes set forth in this Master Sign Program.
- 2) Any freestanding sign type not specifically designated herein shall not be allowed unless this Master Sign Plan is amended, whether administratively or otherwise, and written approval is obtained from the Master Developer.
- 3) Freestanding sign quantities and locations are approximated. Final site plan design will dictate the quantity and location of each sign type.
- 4) Signage on Main Entry wall signs shall be limited to project or plat identification and shall not include national corporate or trademark logos, or shall be otherwise as approved by the Master

**APPROVED  
OVER THE COUNTER**


Case # DR05-139K


Date 10/20/20








**S-1** FREEWAY SIGN  
SCALE: 1/8" = 1'-0"

- 


D/F INTERNALLY ILLUMINATED SIGN CABINET WITH ROUTED ALUMINUM TENANT PANELS BACKED-UP WITH COLORED ACRYLIC TO UTILIZE TENANTS CORPORATE COLORS/LOGOS/TYEFACES  
LANDLORD APPROVAL REQUIRED
- 

ALUMINUM POLE COVER  
PAINT TO MATCH ICI 527 "CAMEL TAN"  
DRYVIT® SANDPEBBLE FINE™ TEXTURE
- 

EPS FOAM CORNICE  
PAINT TO MATCH ICI 370 "WOODRUFF"  
DRYVIT® SANDPEBBLE FINE™ TEXTURE  
PROFILE AT RIGHT →
- 

CENTER ID CABINET / ALUMINUM POLE COVER  
POWDER COAT ROHM and HAAS "WEATHERED BROWN"
- 

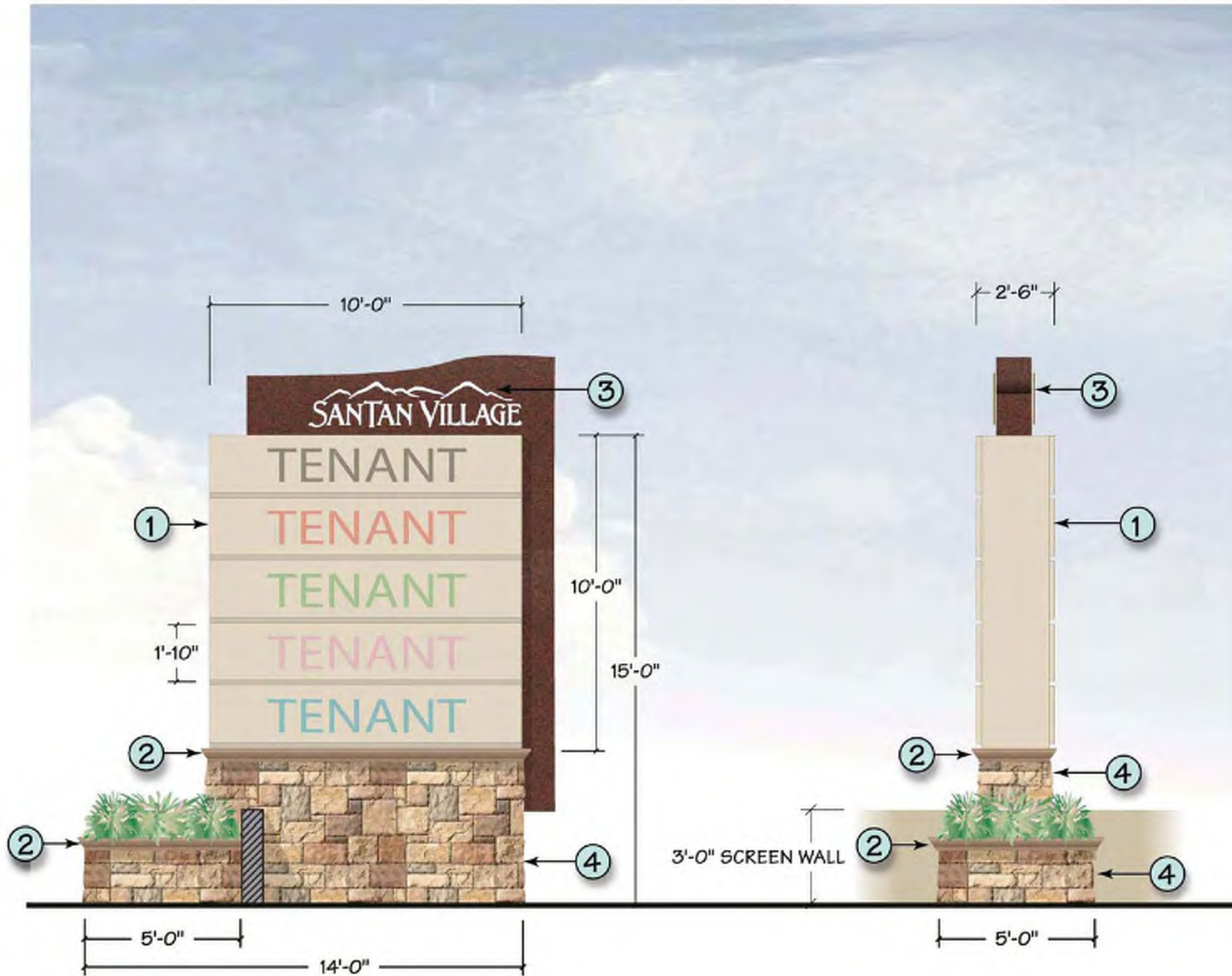
INTERNALLY ILLUMINATED FACE-LIT CHANNEL LETTERS/LOGO  
WHITE ACRYLIC FACES  
5" RETURNS PAINTED WHITE





**APPROVED**  
Administrative Design Review  
Case # DR19-131 (DR05-139 K)  
Date 2/4/20

**APPROVED**  
**OVER THE COUNTER**  
Case # DR05-139K  
Date 10/20/20  
**APPROVED**  
Minor Administrative Design Review  
Case # DR05-139E (PAL14-07)  
Date March 18, 2014

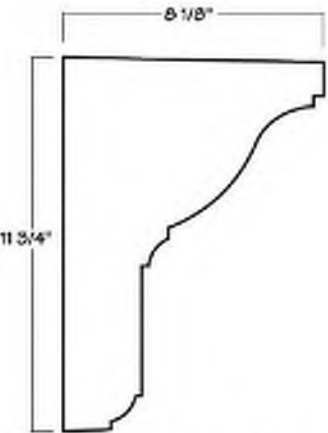






- 

**1** D/F INTERNALLY ILLUMINATED SIGN CABINET  
 TENANT PANELS WITH ROUTED COPY  
 TENANT COPY WILL BE 3/8" CLEAR ACRYLIC PUSH-THRU  
 WITH FIRST SURFACE APPLIED VINYL PER TENANTS  
 CORPORATE COLORS/LOGOS/TYPEFACES.  
 LANDLORD APPROVAL REQUIRED.  
 PAINT TO MATCH ICI 634 "LA MESA"  
 DRYVIT® SANDPEBBLE FINE™ TEXTURE
- 

**2** CONCRETE DESIGNS INC.  
 PRECAST CONCRETE CORNICE M51  
 PAINT TO MATCH ICI 370 "WOODRUFF"  
 PROFILE AT RIGHT →



CONCRETE CORNICE PROFILE M51  
 SCALE: 2" = 1'-0"
- 

**3** CENTER ID CABINET / ALUMINUM ACCENT  
 POWDER COATED ROHM and HAAS "WEATHERED BROWN"  
 INTERNALLY ILLUMINATED ROUTED CENTER ID/LOGO  
 PUSH-THRU LETTERS/LOGO WITH ALUMINUM LETTER FACES  
 POWDER COATED WHITE
- 

**4** CULTURED STONE "CHARDONNAY EUROPEAN CASTLE STONE"  
 VENEER OVER CMU BASE

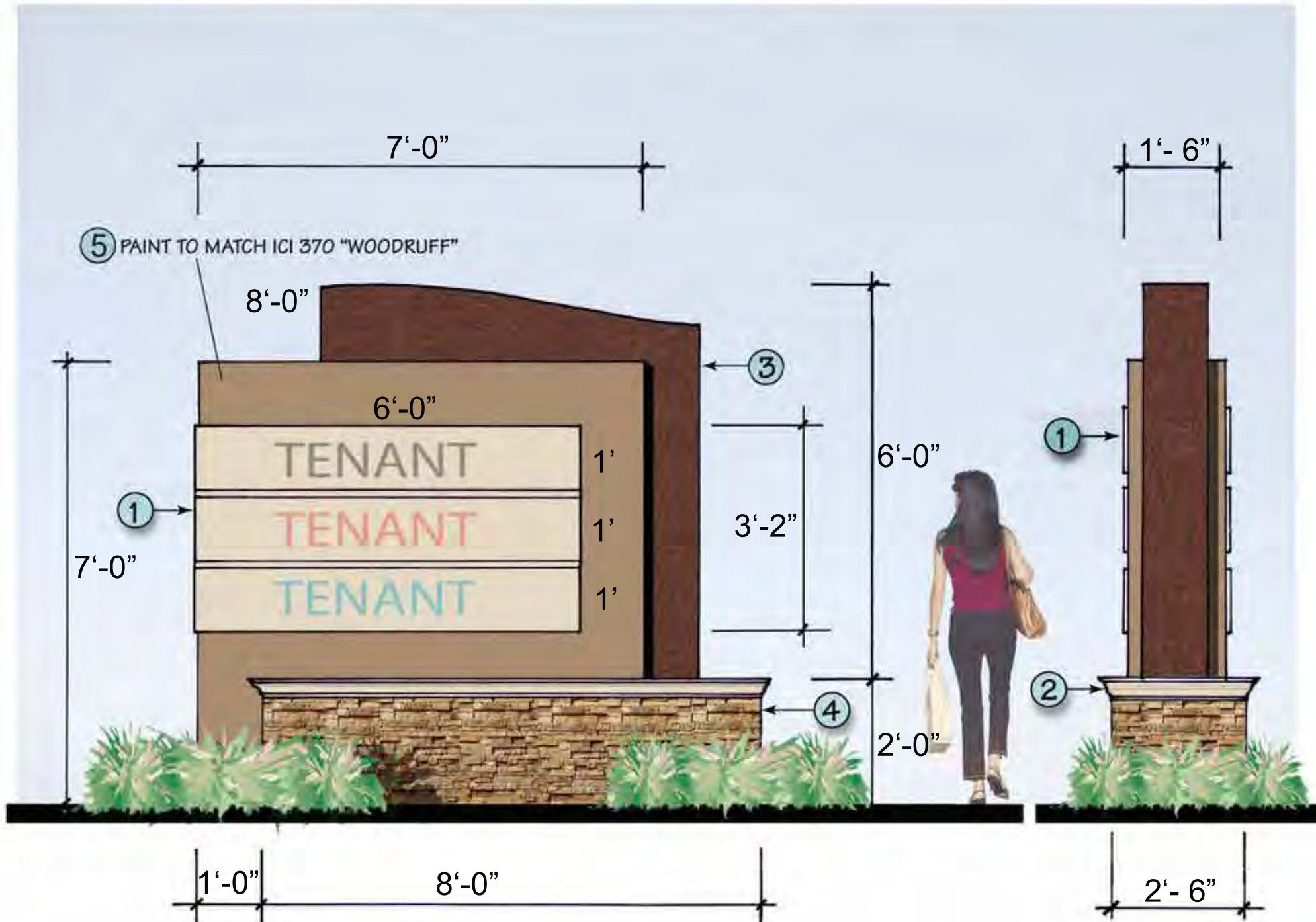
**S-2** MULTI TENANT TOWER SIGN  
 SCALE: 1/4" = 1'-0"

**APPROVED**  
 OVER THE COUNTER  
 Case # DR05-139K  
 Date 10/20/20

**APPROVED**  
 Administrative Design Review  
 Case # DR19-131 (DR05-139 K)  
 Date 2/4/20

**APPROVED**  
 Minor Administrative Design Review  
 Case # DR05-139E (PAL14-07)  
 Date March 18, 2014





**1** D/F INTERNALLY ILLUMINATED SIGN CABINET  
 TENANT PANELS WITH ROUTED COPY  
 TENANT COPY WILL BE 3/8" CLEAR ACRYLIC PUSH-THRU  
 WITH FIRST SURFACE APPLIED VINYL PER TENANTS  
 CORPORATE COLORS/LOGOS/TYPEFACES.  
 LANDLORD APPROVAL REQUIRED.  
 PAINT TO MATCH ICI 634 "LA MESA"  
 DRYVIT® SANDPEBBLE FINE™ TEXTURE

**2** CONCRETE DESIGNS INC.  
 PRECAST CONCRETE CORNICE M40-6  
 PAINT TO MATCH ICI 634 "LA MESA"  
 PROFILE AT RIGHT →

M40-6  
 CONCRETE CORNICE PROFILE M 40-6

**3** POWDER COATED ROHM and HAAS "WEATHERED BROWN"

**4** CULTURED STONE "PRO-FIT ALPINE LEDGESTONE - AUTUMN"  
 VENEER OVER CMU BASE

**5** PAINT TO MATCH ICI 370 "WOODRUFF"  
 OVER THE COUNTER

**APPROVED**  
 Administrative Design Review  
 Case # DR19-131 (DR05-139 K)  
 Date 2/4/20

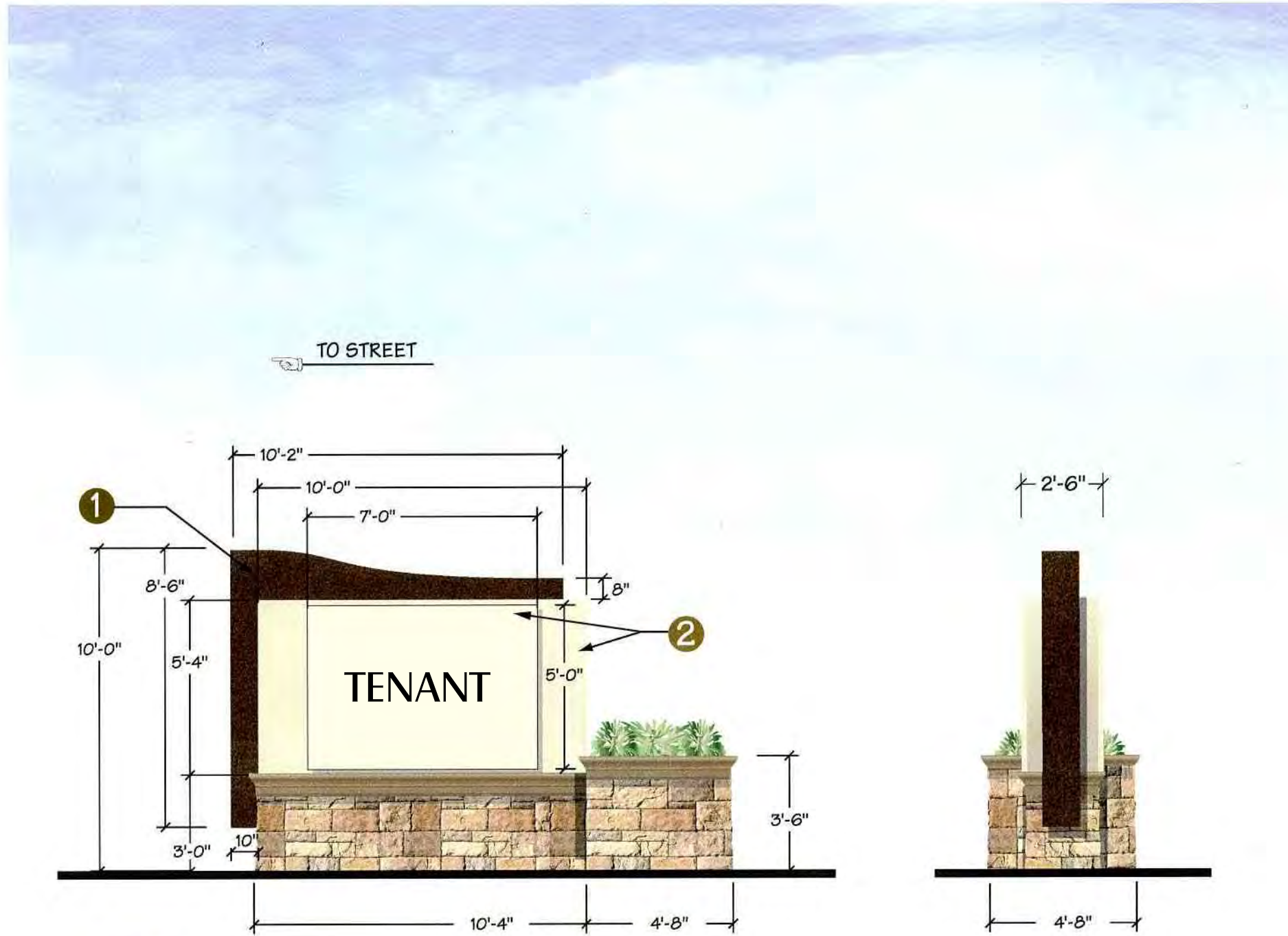
**APPROVED**  
 Minor Administrative Design Review  
 Case # DR05-139E (PAL14-07)  
 Date March 18, 2014

Case # DR05-139K  
 Date 10/20/20

NOTE: TENANT PANELS MAY BE GROUPED TO CREATE A SINGLE  
 OR TWO PANEL ALTERNATIVE.

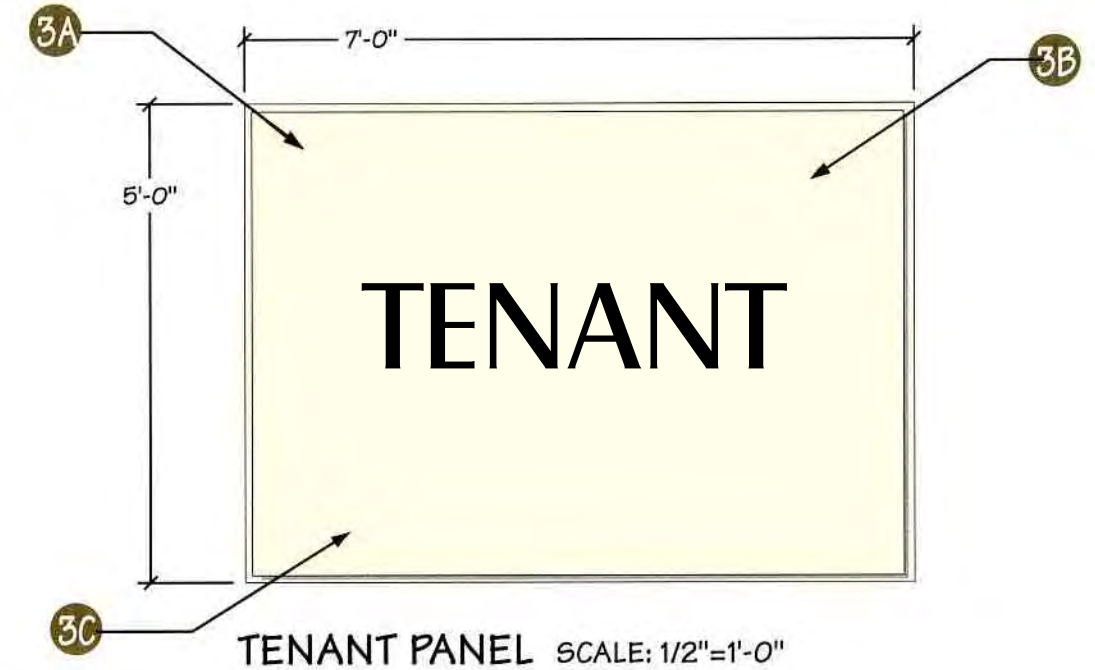
**S-2.1** TENANT MONUMENT SIGN  
 SCALE: 1/2" = 1'-0"





**COLOR SPECIFICATIONS:**

- 1 POWDER COAT "WEATHERED BROWN"
- 2 ICI 634 "LA MESA"



**3 TENANT PANEL SPECIFICATIONS**

- 3A Tenant Copy will be 3/8" push-thru clear acrylic with first surface applied vinyl.
- 3B Tenant sign to be a pushed thru embossed face w/second surface decoration
- 3C Tenant price change sign is to be a formed face w/zip track to accommodate (3) three products. All face decoration to be second surface. Color "Dark Grey".

**S-3 SINGLE TENANT MONUMENT SIGN**  
SCALE: 1/4" = 1'-0"



**APPROVED**  
Administrative Design Review  
Case # DR19-131 (DR05-139 K)  
Date 2/4/20

**CONCEPTUAL**



**APPROVED**  
**OVER THE COUNTER**  
Case # DR05-139K  
Date 10/20/20

**PARCEL G-1**

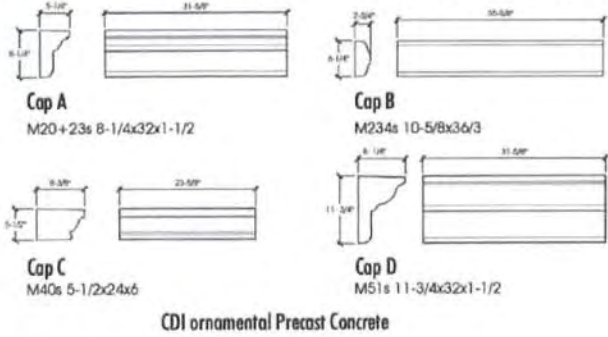
**APPROVED**  
Minor Administrative Design Review  
Case # DR05-139E (PAL14-07)  
Date March 18, 2014



1 STUCCO ON CMU PAINT TO MATCH ICI 527 "CAMEL TAN"

2 SMOOTH EFIS WITH REVEALS PAINT TO MATCH ICI 527 "CAMEL TAN"

3 CONCRETE CORNICE TO MATCH ICI 370 "WOODRUFF"



4 REVERSE PAN CHANNEL HALO ILLUMINATED LETTERS POWDER COAT ROHM and HAAS "WEATHERED BROWN"


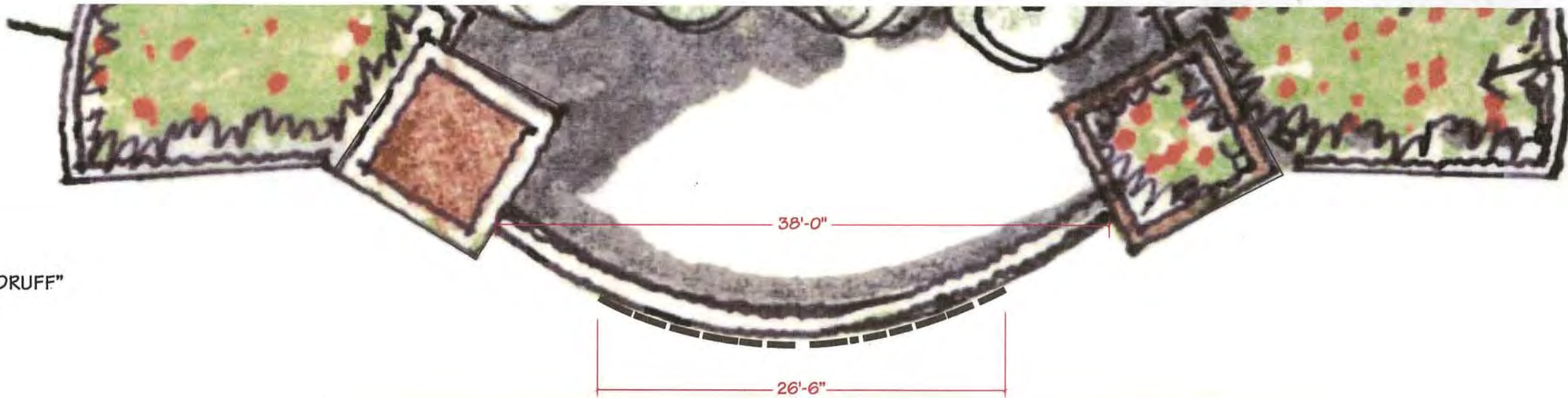
5 METAL TOWER CAP - WITH UP-LIGHT BENEATH POWDER COAT ROHM and HAAS "WEATHERED BROWN"

6 CULTURED STONE "CHARDONNAY EUROPEAN CASTLE STONE" VENEER OVER CMU BASE PRO-FIT ALPINE LEDGESTONE - AUTUMN"

7 GROUND MOUNTED UP-LIGHT

8 FLOWER PLANTING

\* Contact Ellermann Schick and Bruno Architects for construction document.



**S-4A** Primary Gateway Sign  
SCALE: 1/8" = 1'-0"

\*UP-LIGHTING TOWER, METAL CAP AND PLANTER

**APPROVED**  
OVER THE COUNTER

Case # DR05-139K  
Date 10/20/20

**APPROVED**  
Administrative Design Review  
Case # DR19-131 (DR05-139 K)  
Date 2/4/20

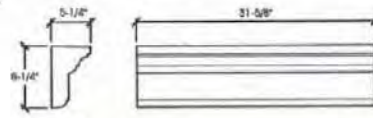
**APPROVED**  
Minor Administrative Design Review  
Case # DR05-139E (PAL14-07)  
Date March 18, 2014



REVISED FEBRUARY 2014



1 STUCCO ON CMU PAINT TO MATCH ICI 634 "LA MESA"

2 CONCRETE CORNICE TO MATCH ICI 370 "WOODRUFF" PROFILE AT RIGHT  
  
 Cap A  
 M20+23s 8-1/4x32x1-1/2

3 REVERSE PAN CHANNEL HALO ILLUMINATED LETTERS  
 POWDER COAT ROHM and HAAS "WEATHERED BROWN"

4 METAL TOWER CAP - WITH UP-LIGHT BENEATH  
 POWDER COAT ROHM and HAAS "WEATHERED BROWN"

5 CULTURED STONE "PRO-FIT ALPINE LEDGESTONE - AUTUMN"  
 VENEER OVER CMU BASE

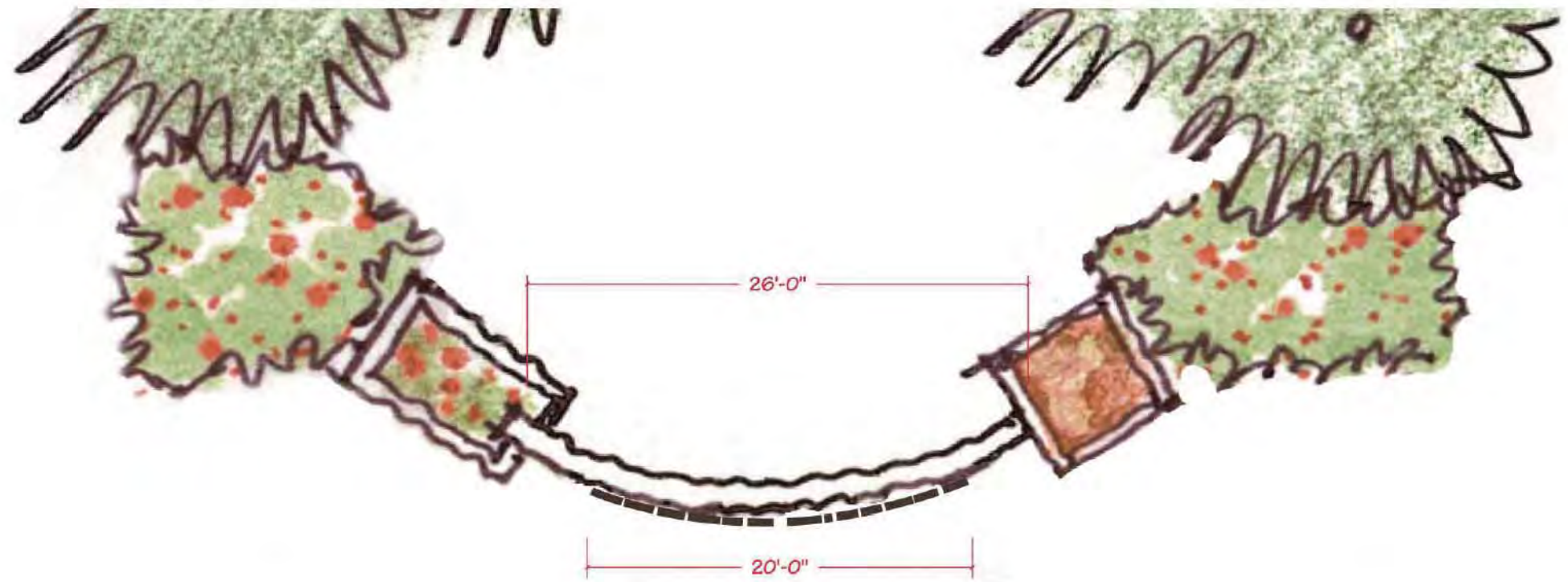
6 GROUND MOUNTED UP-LIGHT

7 FLOWER PLANTING

\* Contact Ellermann Schick and Bruno Architects for construction document.

**APPROVED**  
 Administrative Design Review  
 Case # DR19-131 (DR05-139 K)  
 Date 2/4/20

**APPROVED**  
 Minor Administrative Design Review  
 Case # DR05-139E (PAL14-07)  
 Date March 18, 2014



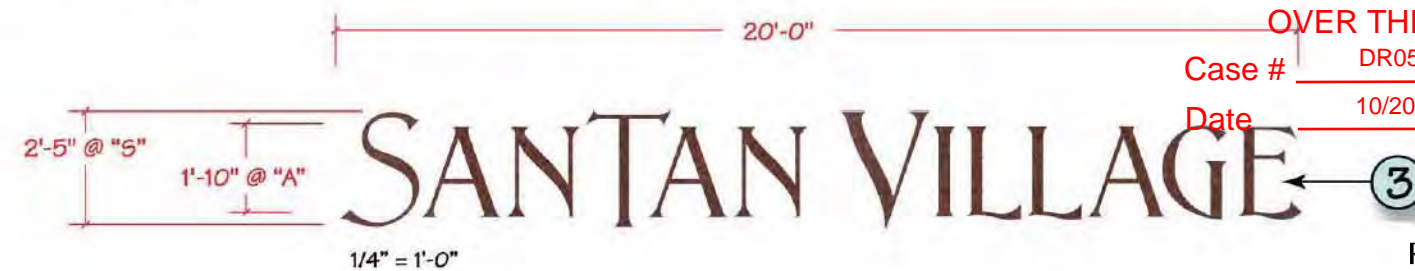
**S-4B** SECONDARY GATEWAY SIGN  
 SCALE: 1/8" = 1'-0"

\*UP-LIGHTING TOWER, METAL TOWER CAP AND PLANTER

**APPROVED**  
 OVER THE COUNTER

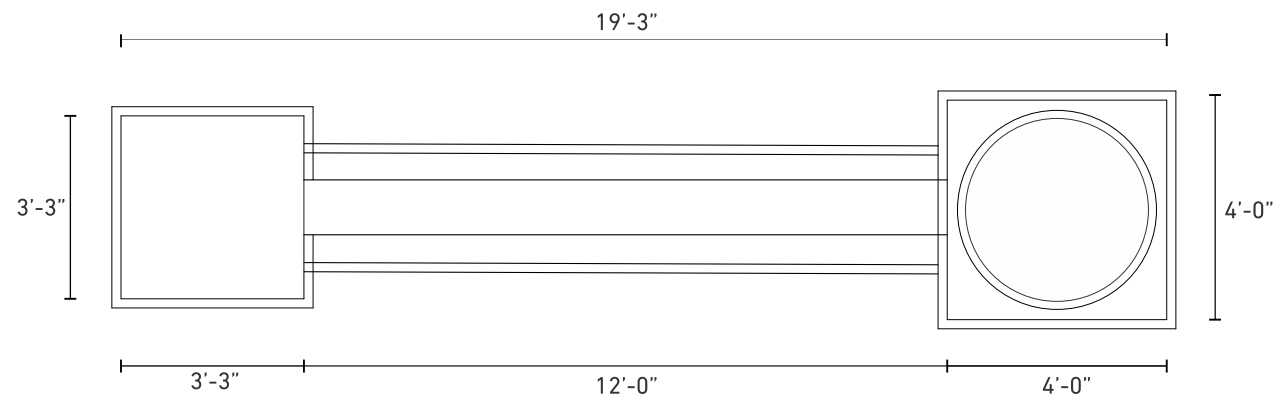
Case # DR05-139K

Date 10/20/20



REVISED FEBRUARY 2014





DETAILS

PRECAST CONCRETE CAP NATURAL GREY

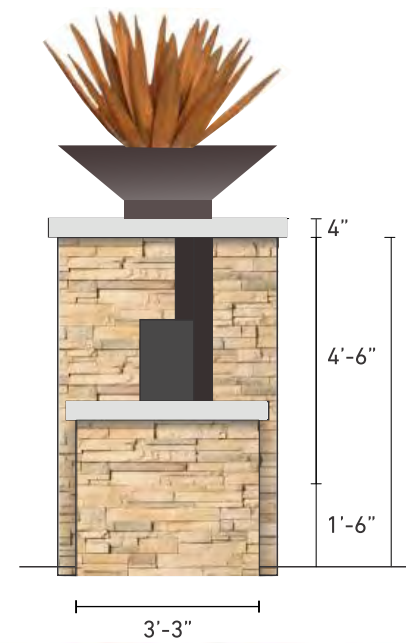
ALUMINUM SIGN CABINET FINISHED  
POWDER COATED TO MATCH DEC756  
WEATHERED BROWN

INTERNAL WHITE LED ILLUMINATED  
CHANNEL LETTERS WITH THE  
ELEVATION BRAND

CMU COLUMN WITH STONE VENEER  
DRY STACK - PRO-FIT® LEDGESTONE  
AUTUMN  
4" H x 8" L, 4" H x 12" L, and 4" H x 20" L

48" PHOENIX PRECAST POT FINISHED TO  
MATCH OBLIQUE SERIES PEDESTALS -  
OSP48 - BROWN - SMOOTH

48" STEEL AGAVE W/OUT BLOOM



**S-6** Multi-Family  
Entry Monument

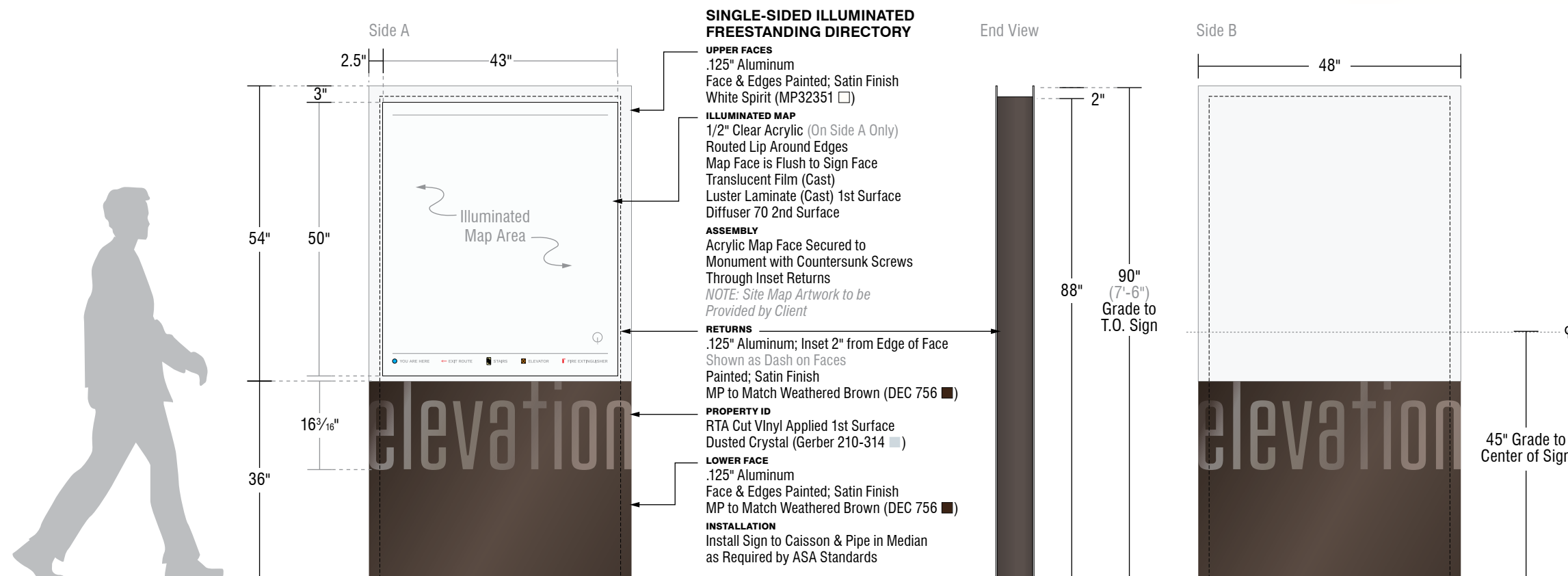
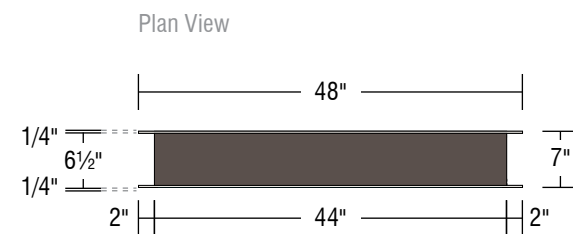
**APPROVED**  
Administrative Design Review  
Case # DR19-131 (DR05-139 K)  
Date 2/4/20

**APPROVED**  
OVER THE COUNTER  
Case # DR05-139K  
Date 10/20/20





**B** Photo Mock Up  
NOT TO SCALE



**APPROVED**  
**OVER THE COUNTER**  
Case # DR05-139K  
Date 10/20/20

**A** Project Detail  
SCALE 1/2" = 1'0"

Qty: 1 /  Install  
30.00

**C** Illumination Rendering - Night  
SCALE 1/2" = 1'0"

**TRADEMARK**

UL LABEL PLACEMENT	MONUMENTS & BLADE SIGNS	PLACE LABEL TOWARDS THE BOTTOM OF GROUND SIGN ON BUILDING SIDE. ALL LABELS TO BE CENTERED AND STRAIGHT.	
ALL ELECTRICAL COMPONENTS TO BE U.L. LISTED, APPROVED AND MARKED PER N.E.C. 600-4. Inspected and labeled in accordance with UL Standards using UL listed parts and methods of installation in accordance with the requirements of Article 600 of the National Electrical Code and/or other applicable local codes. This includes proper grounding and bonding of the sign. The location of the disconnect switch after installation shall comply with Article 600.6(A)(1) of the National Electrical Code.	APPROVED	CLIENT SIGNATURE	DATE
	APPROVED	LANDLORD SIGNATURE	DATE

Volts Req'd: 120V Total Amps: 20.0 Circuits Req'd: 1  
Primaries and final connection to sign by certified electrician. Client to provide primary electric feed to within 6 feet of sign location.

COMPANY	Vedura Residential	SR	JOB	104997
SUB LOCAL	Elevation San Tan	BF	DRAWING	0103bm/fg
ADDRESS	2045 E. Boston St.	PM	DATE	10/12/20
CITY STATE	Gilbert, AZ 85295	JP	SHEET	1.10





## NOTICE OF DECISION

February 4, 2020

**RE: DR05-139 K (DR19-131): SanTan Village Phase V MSP Amendment**

Dear Applicant:

Staff has reviewed the revised drawings received for Administrative Design Review regarding SanTan Village Phase V MSP. Staff has made the following findings:

- The project is consistent with the LDC and applicable design guidelines;
- The project is compatible with adjacent and nearby development; and
- The project design provides for safe and efficient provision of public services.

Based on the above, staff has approved this Administrative Design Review with the following attached information and conditions:

1. All previous conditions remain in effect except as amended.
2. Any sign regulations not represented in the MSP will default to the current Land Development Code.
3. All previous approvals were consolidated into a Single MSP booklet.
4. The detailed sign table from the original was updated to include changes/revisions to Phase V
5. A new monument sign type, S-6, was added.

If you have any questions regarding the above, please contact me at (480) 503-6729 or [amy.temes@gilbertaz.gov](mailto:amy.temes@gilbertaz.gov).

Sincerely,

Amy Temes  
Senior Planner

A handwritten signature in black ink, appearing to be "A. Temes", written over a light blue horizontal line.

Attachments: stamped approved MSP dated 2/4/20





# SANTAN VILLAGE

Developed by:  
SanTan Development Group  
3850 E. Baseline Road  
Suite 114  
Mesa, Arizona 85206  
Phone: 480.424.3400  
Fax: 480.424.3432

## AMENDMENT TO

---

M A S T E R   S I G N   P A C K A G E

---

## PHASES 3,4,5,G1 and G2

AUGUST 2013

REVISED FEBRUARY 28, 2014

REVISED MARCH 13, 2014

REVISED JANUARY 31, 2020



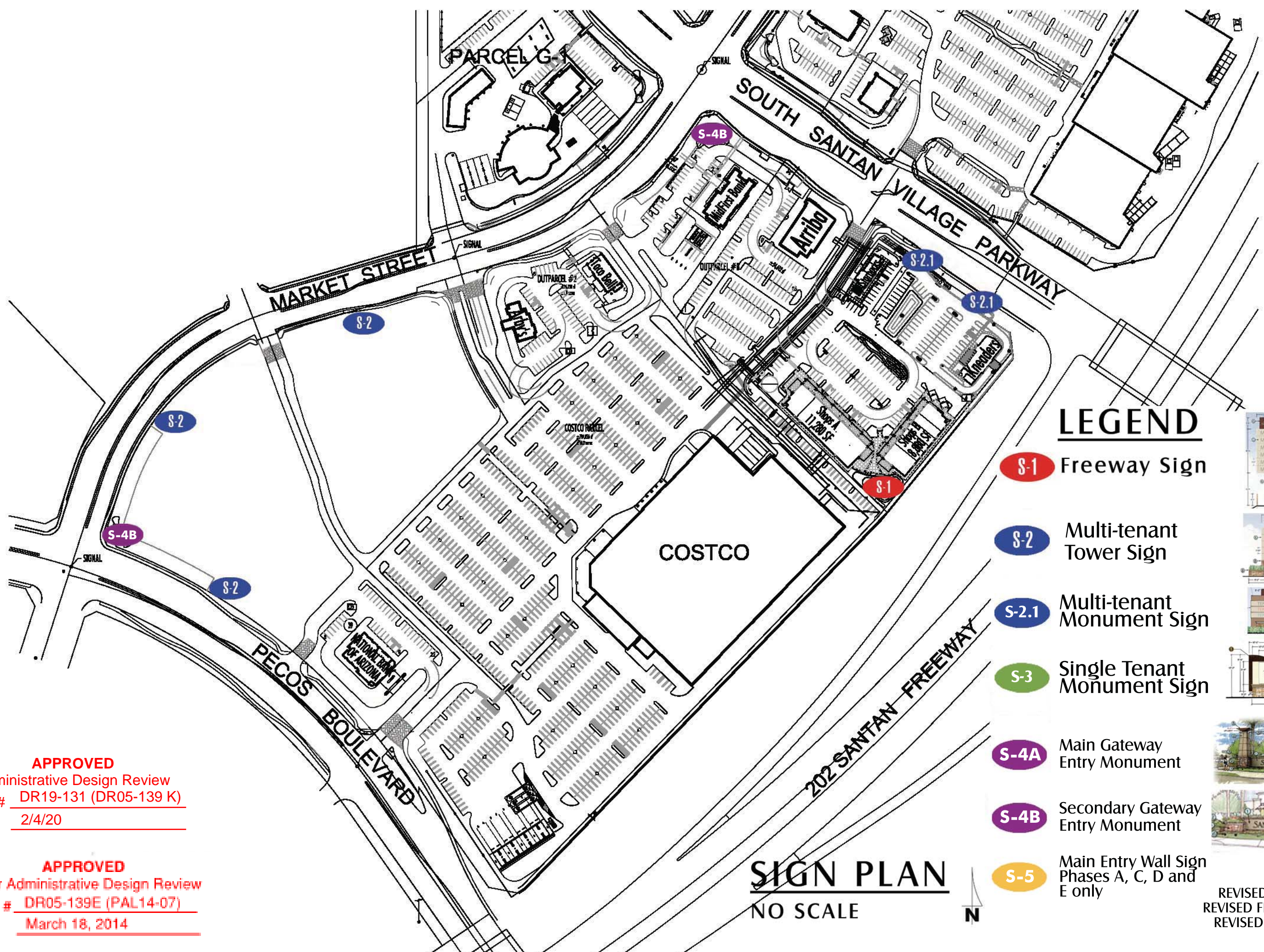
**APPROVED**

Administrative Design Review

Case # DR19-131 (DR05-139 K)

Date 2/4/20





**LEGEND**

- S-1** Freeway Sign
- S-2** Multi-tenant Tower Sign
- S-2.1** Multi-tenant Monument Sign
- S-3** Single Tenant Monument Sign
- S-4A** Main Gateway Entry Monument
- S-4B** Secondary Gateway Entry Monument
- S-5** Main Entry Wall Sign Phases A, C, D and E only



**APPROVED**  
 Administrative Design Review  
 Case # DR19-131 (DR05-139 K)  
 Date 2/4/20

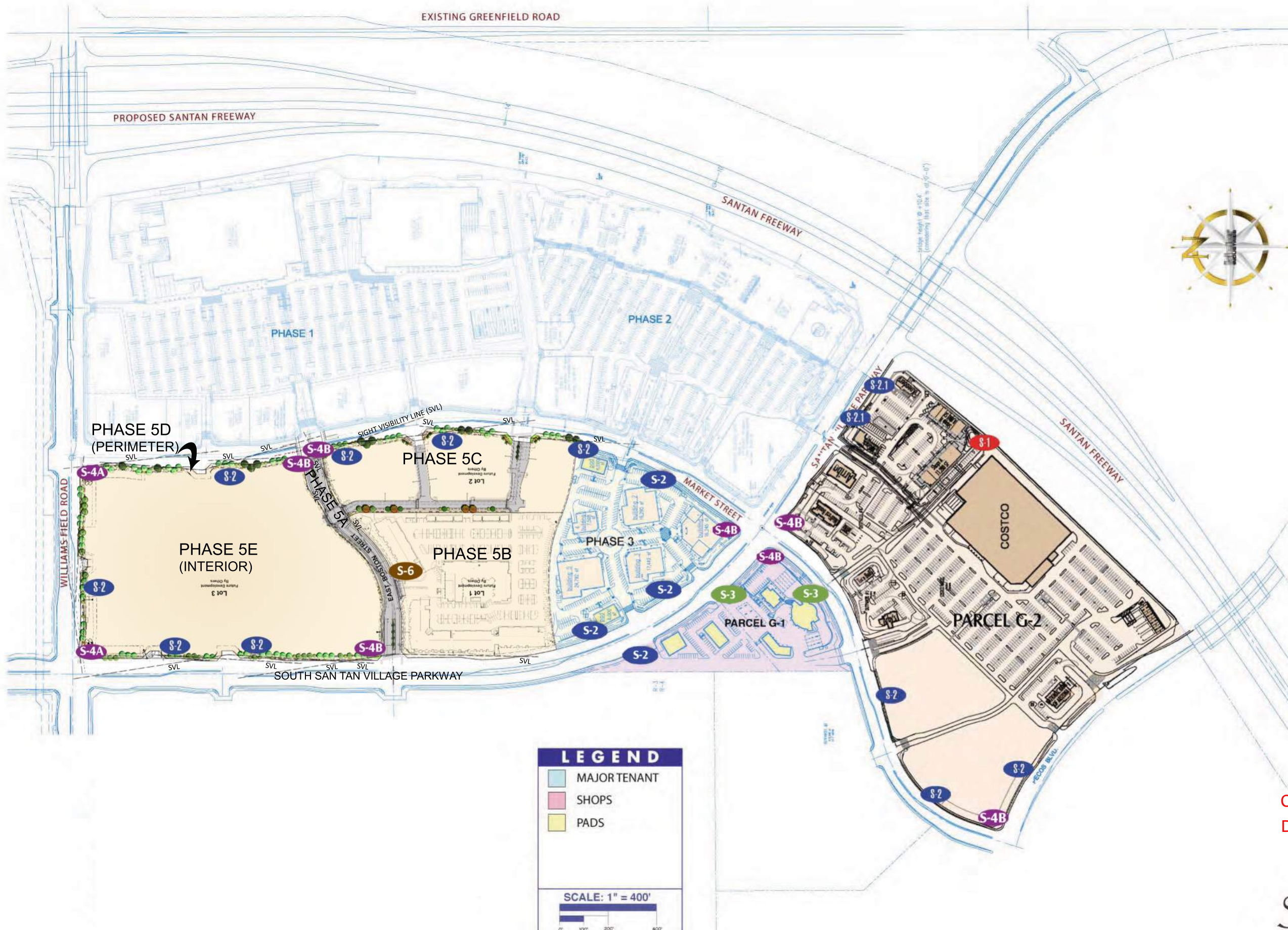
**APPROVED**  
 Minor Administrative Design Review  
 Case # DR05-139E (PAL14-07)  
 Date March 18, 2014

**SIGN PLAN**  
 NO SCALE



REVISED MARCH 2014  
 REVISED FEBRUARY 2014  
 REVISED AUGUST 2013





**SIGN LOCATIONS & TYPES  
LEGEND**

- S-1** Freeway Sign
- S-2** Multi-tenant Tower Sign
- S-2.1** Multi-tenant Monument Sign
- S-3** Single Tenant Monument Sign
- S-4A** Main Gateway Entry Monument
- S-4B** Secondary Gateway Entry Monument
- S-5** Main Entry Wall Sign  
Phases A, C, D and E only
- S-6** Multi-Family Entry Monument

**LEGEND**

- MAJOR TENANT
- SHOPS
- PADS

SCALE: 1" = 400'

**APPROVED**  
 Administrative Design Review  
 Case # DR19-131 (DR05-139 K)  
 Date 2/4/20

**SANTAN VILLAGE**  
 REVISED JANUARY 2020  
 REVISED MARCH 2014  
 REVISED FEBRUARY 2014  
 REVISED AUGUST 2013



SIGN	SIGN TYPE	FUNCTION	LOCATION	QUANTITY	HEIGHT	SIZE	ILLUMINATION	MATERIALS
<b>SIGN TYPE S-1 Freeway Sign</b>	Freeway	Center ID with tenant identification	Placed along Santan Freeway (Loop 202) on Parcel E	1	Sixty (60') Feet to top of Pylon	500 SF Maximum Exclusive of Center Identification and Architectural Embellishments	Interior Illumination	Textured Aluminum, Powder Coat and Acrylics
<b>SIGN TYPE S-2 Multi-Tenant Tower Monument Sign</b>	Tower	Center ID with tenant identification	Placed along Santan Village Parkway, Ray Road, Coronado Road, and Williams Field Road	14	Fifteen (15') feet to top of sign panel exclusive of architectural embellishments	100 SF Maximum Exclusive of Architectural Embellishments	Combination of Interior and Exterior Illumination	Masonry, Stucco, Textured Aluminum, Powder Coat and Acrylics
<b>SIGN TYPE S-2.1 Monument Sign</b>	Monument	Multi-tenant identification	Placed along Coronado Road and along Interior and Private Roadways	2	Seven (7') feet to top of sign panel exclusive of architectural embellishment	24 SF Maximum Exclusive of Architectural Embellishments	Combination of Interior and Exterior Illumination	Masonry, Stucco, Textured Aluminum, Powder Coat and Acrylics
<b>SIGN TYPE S-3 Monument Sign</b>	Monument	Single tenant identification	Santan Village Parkway and Market Street	2	Eight (8'-4") feet to top of sign panel exclusive of architectural embellishment	35 SF Maximum Sign Copy Exclusive of Architectural Embellishments	Internal Illumination and/or Ground Illumination	Masonry, Stucco, Textured Aluminum, Powder Coat
<b>SIGN TYPE S-4A Primary Gateway Sign</b>	Monument	Center ID at Gateways	Along Santan Village Parkway at Street Intersections and Major Entrances to Parcels	2	Eight (8') feet to top of Monument	80 SF Maximum Sign Copy Exclusive of Architectural Embellishments	Internal Illumination and/or Ground Illumination	Masonry, Stucco, Textured Aluminum, Powder Coat
<b>SIGN TYPE S-4B Secondary Gateway Sign</b>	Monument	Center ID at Gateways	Along Santan Village Parkway at Street Intersections and Major Entrances to Parcels	7	Eight (8') feet to top of Monument	80 SF Maximum Sign Copy Exclusive of Architectural Embellishments	Internal Illumination and/or Ground Illumination	Masonry, Stucco, Textured Aluminum, Powder Coat
<b>SIGN TYPE S-5 Main Entry Wall Sign</b>	Monument	Entry wall/business ID at Corners (See General Notes 4 below)	Along Santan Village Parkway and at Interior and Private Roadways	11	Eight (8') feet to top of Monument	80 SF Maximum Sign Copy Exclusive of Architectural Embellishments	Internal Illumination and/or Ground Illumination	Masonry, Stucco, Textured Aluminum, Powder Coat
<b>SIGN TYPE S-6 Multi-Family Entry Monument</b>	Monument	Main ID	Boston Street at Multi-family entrance	1	Six (6') feet to top of sign panel exclusive of architectural embellishment	80 SF Maximum Sign Copy Exclusive of Architectural Embellishments	Internal Illumination and/or Ground Illumination	Masonry, Stucco, Textured Aluminum, Powder Coat
<b>Directional Sign</b>	Monument	Vehicular and pedestrian directional information	At Driveways and Landscape Islands Internal to the Site	TBD	Four (4') feet to top of Monument	12 SF Maximum Sign Copy Exclusive of Architectural Embellishments	Internal Illumination and/or Ground Illumination	Masonry, Stucco, Textured Aluminum, Powder Coat
<b>Directory / Pedestrian Advertising Sign</b>	Kiosk	Site Directory with optional advertising company	Interior site locations in Landscape Islands or Pedestrian areas	TBD	Six (6') feet to top of sign panel exclusive of architectural embellishment	24 SF Maximum Sign Copy per Sign Face Exclusive of Architectural Embellishments	Internal Illumination and/or Ground Illumination	Masonry, Stucco, Textured Aluminum, Powder Coat

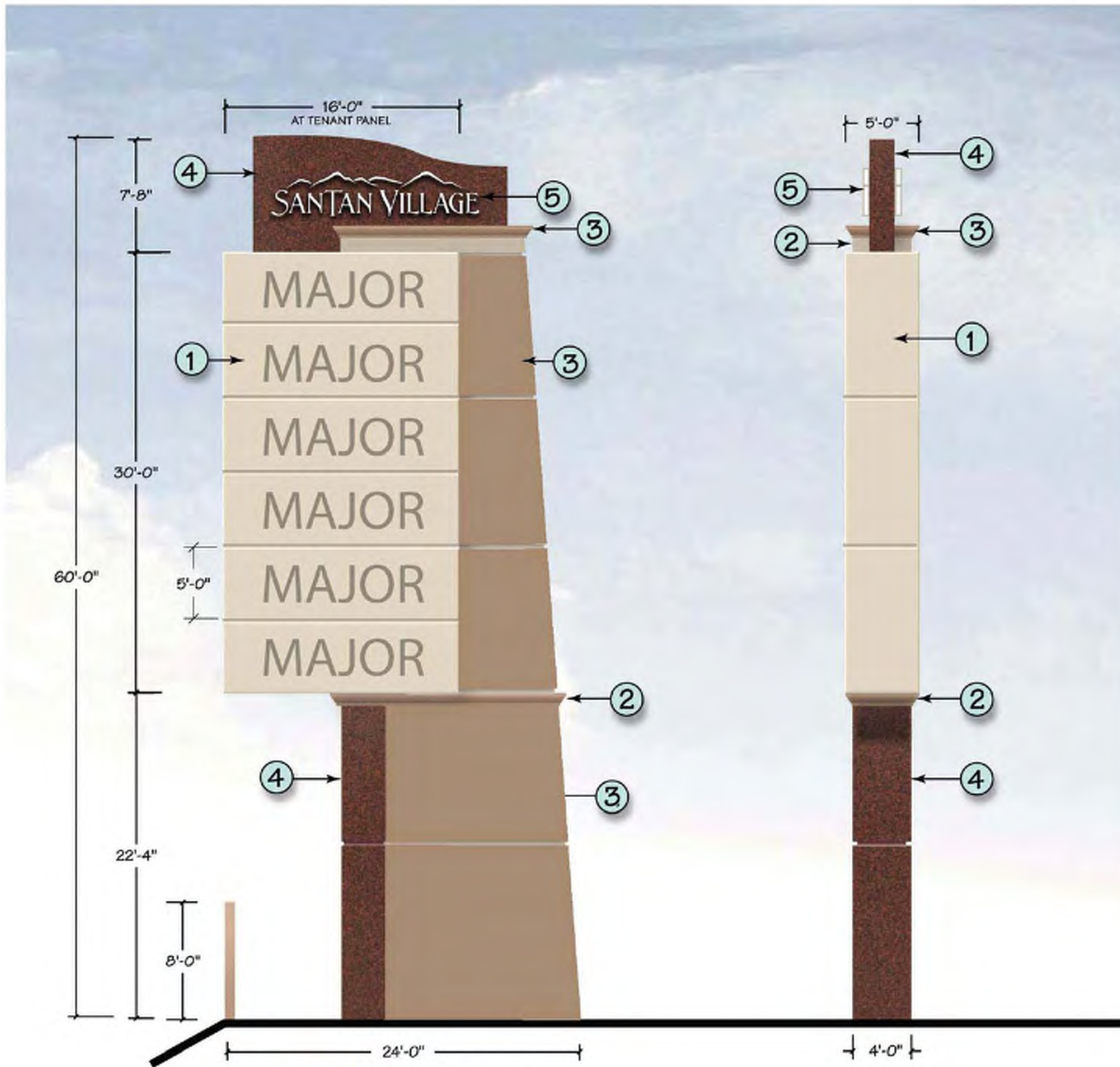
**GENERAL NOTES:**

- 1) Tenant Monument Signs, Directional Signs, and Directory / Pedestrian Advertising signs may be placed in any location subject to first receiving the approval of the Master Developer and the Town of Gilbert. All such signs should be architecturally consistent with the design themes set forth in this Master Sign Program.
- 2) Any freestanding sign type not specifically designated herein shall not be allowed unless this Master Sign Plan is amended, whether administratively or otherwise, and written approval is obtained from the Master Developer.
- 3) Freestanding sign quantities and locations are approximated. Final site plan design will dictate the quantity and location of each sign type.
- 4) Signage on Main Entry wall signs shall be limited to project or plat identification and shall not include national corporate or trademark logos, or shall be otherwise as approved by the Master


**APPROVED**  
Administrative Design Review  
Case # DR19-131 (DR05-139 K)  
Date 2/4/20


**APPROVED**  
Administrative Design Review  
Case # DR19-131  
Date 2/4/20








**S-1** FREEWAY SIGN  
SCALE: 1/8" = 1'-0"

- 


D/F INTERNALLY ILLUMINATED SIGN CABINET WITH ROUTED ALUMINUM TENANT PANELS BACKED-UP WITH COLORED ACRYLIC TO UTILIZE TENANTS CORPORATE COLORS/LOGOS/TYEFACES  
LANDLORD APPROVAL REQUIRED
- 

ALUMINUM POLE COVER  
PAINT TO MATCH ICI 527 "CAMEL TAN"  
DRYVIT® SANDPEBBLE FINE™ TEXTURE
- 

EPS FOAM CORNICE  
PAINT TO MATCH ICI 370 "WOODRUFF"  
DRYVIT® SANDPEBBLE FINE™ TEXTURE  
PROFILE AT RIGHT →
- 

CENTER ID CABINET / ALUMINUM POLE COVER  
POWDER COAT ROHM and HAAS "WEATHERED BROWN"
- 

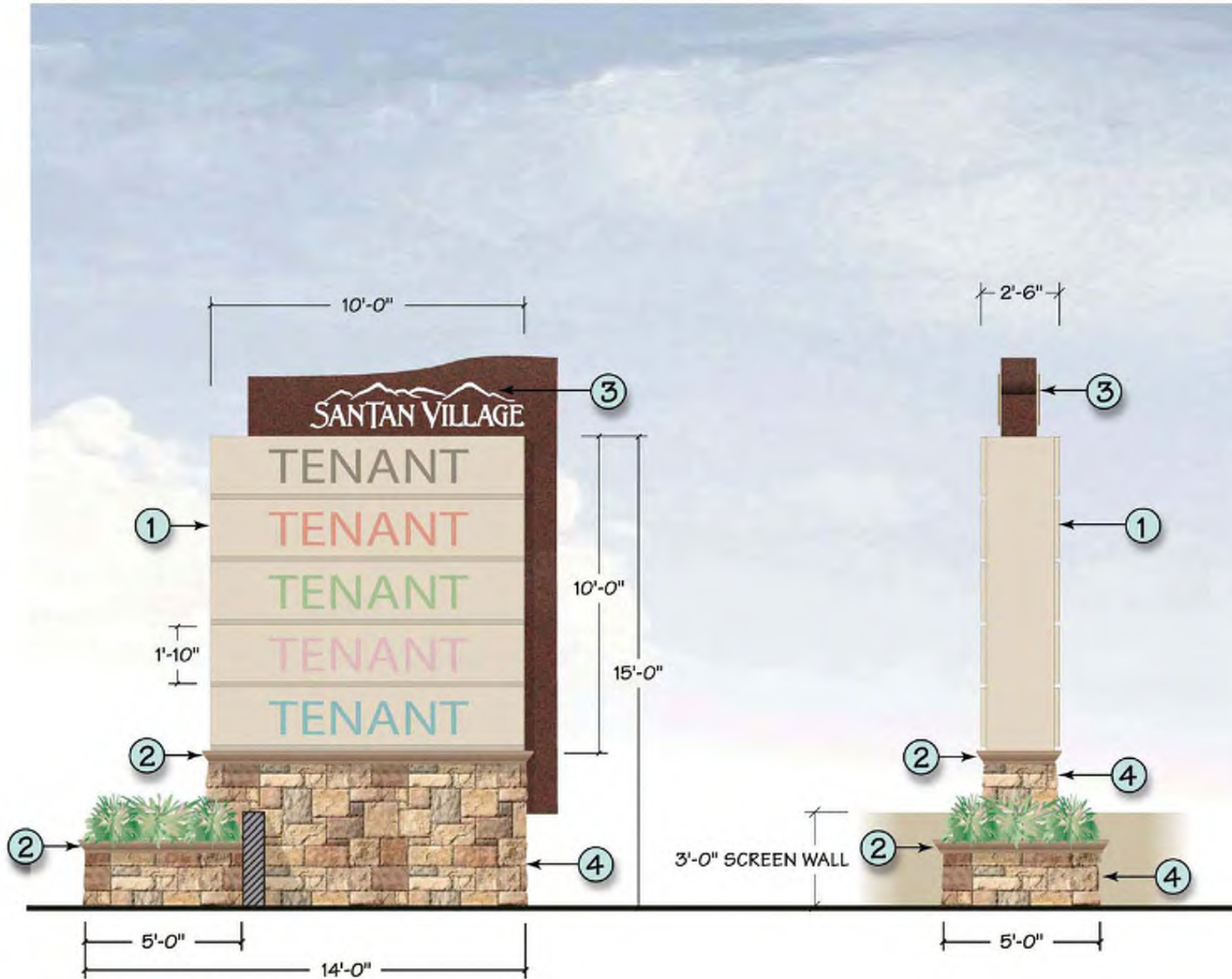
INTERNALLY ILLUMINATED FACE-LIT CHANNEL LETTERS/LOGO  
WHITE ACRYLIC FACES  
5" RETURNS PAINTED WHITE



**APPROVED**  
Administrative Design Review  
Case # DR19-131 (DR05-139 K)  
Date 2/4/20

**APPROVED**  
Minor Administrative Design Review  
Case # DR05-139E (PAL14-07)  
Date March 18, 2014

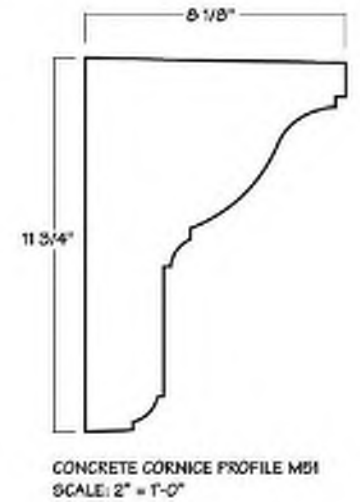




D/F INTERNALLY ILLUMINATED SIGN CABINET  
 TENANT PANELS WITH ROUTED COPY  
 TENANT COPY WILL BE 3/8" CLEAR ACRYLIC PUSH-THRU  
 WITH FIRST SURFACE APPLIED VINYL PER TENANTS  
 CORPORATE COLORS/LOGOS/TYPEFACES.  
 LANDLORD APPROVAL REQUIRED.  
 PAINT TO MATCH ICI 634 "LA MESA"  
 DRYVIT® SANDPEBBLE FINE™ TEXTURE



CONCRETE DESIGNS INC.  
 PRECAST CONCRETE CORNICE M51  
 PAINT TO MATCH ICI 370 "WOODRUFF"  
 PROFILE AT RIGHT →



CENTER ID CABINET / ALUMINUM ACCENT  
 POWDER COATED ROHM and HAAS "WEATHERED BROWN"  
 INTERNALLY ILLUMINATED ROUTED CENTER ID/LOGO  
 PUSH-THRU LETTERS/LOGO WITH ALUMINUM LETTER FACES  
 POWDER COATED WHITE



CULTURED STONE "CHARDONNAY EUROPEAN CASTLE STONE"  
 VENEER OVER CMU BASE

**S-2** MULTI TENANT TOWER SIGN  
 SCALE: 1/4" = 1'-0"

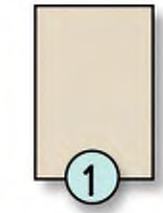
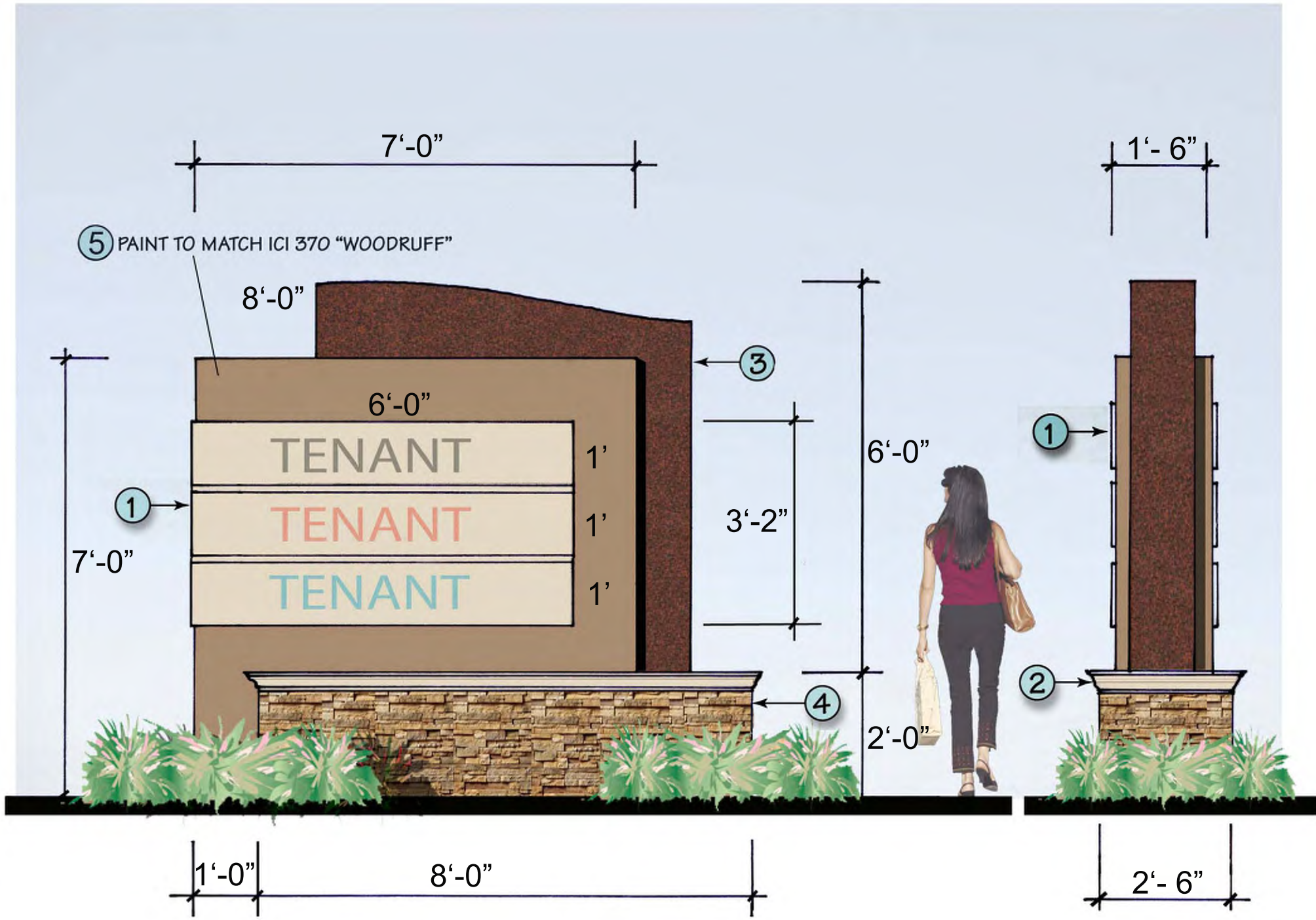
**APPROVED**

Administrative Design Review  
 Case # DR19-131 (DR05-139 K)  
 Date 2/4/20


**APPROVED**

Minor Administrative Design Review  
 Case # DR05-139E (PAL14-07)  
 Date March 18, 2014

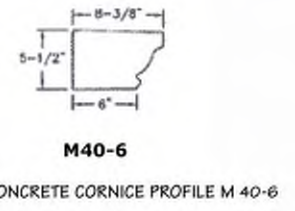




D/F INTERNALLY ILLUMINATED SIGN CABINET  
 TENANT PANELS WITH ROUTED COPY  
 TENANT COPY WILL BE 3/8" CLEAR ACRYLIC PUSH-THRU  
 WITH FIRST SURFACE APPLIED VINYL PER TENANTS  
 CORPORATE COLORS/LOGOS/TYPEFACES.  
 LANDLORD APPROVAL REQUIRED.  
 PAINT TO MATCH ICI 634 "LA MESA"  
 DRYVIT® SANDPEBBLE FINE™ TEXTURE



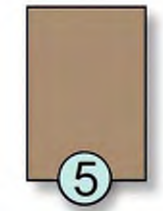
CONCRETE DESIGNS INC.  
 PRECAST CONCRETE CORNICE M40-6  
 PAINT TO MATCH ICI 634 "LA MESA"  
 PROFILE AT RIGHT →



POWDER COATED ROHM and HAAS "WEATHERED BROWN"



CULTURED STONE "PRO-FIT ALPINE LEDGESTONE - AUTUMN"  
 VENEER OVER CMU BASE



PAINT TO MATCH ICI 370 "WOODRUFF"

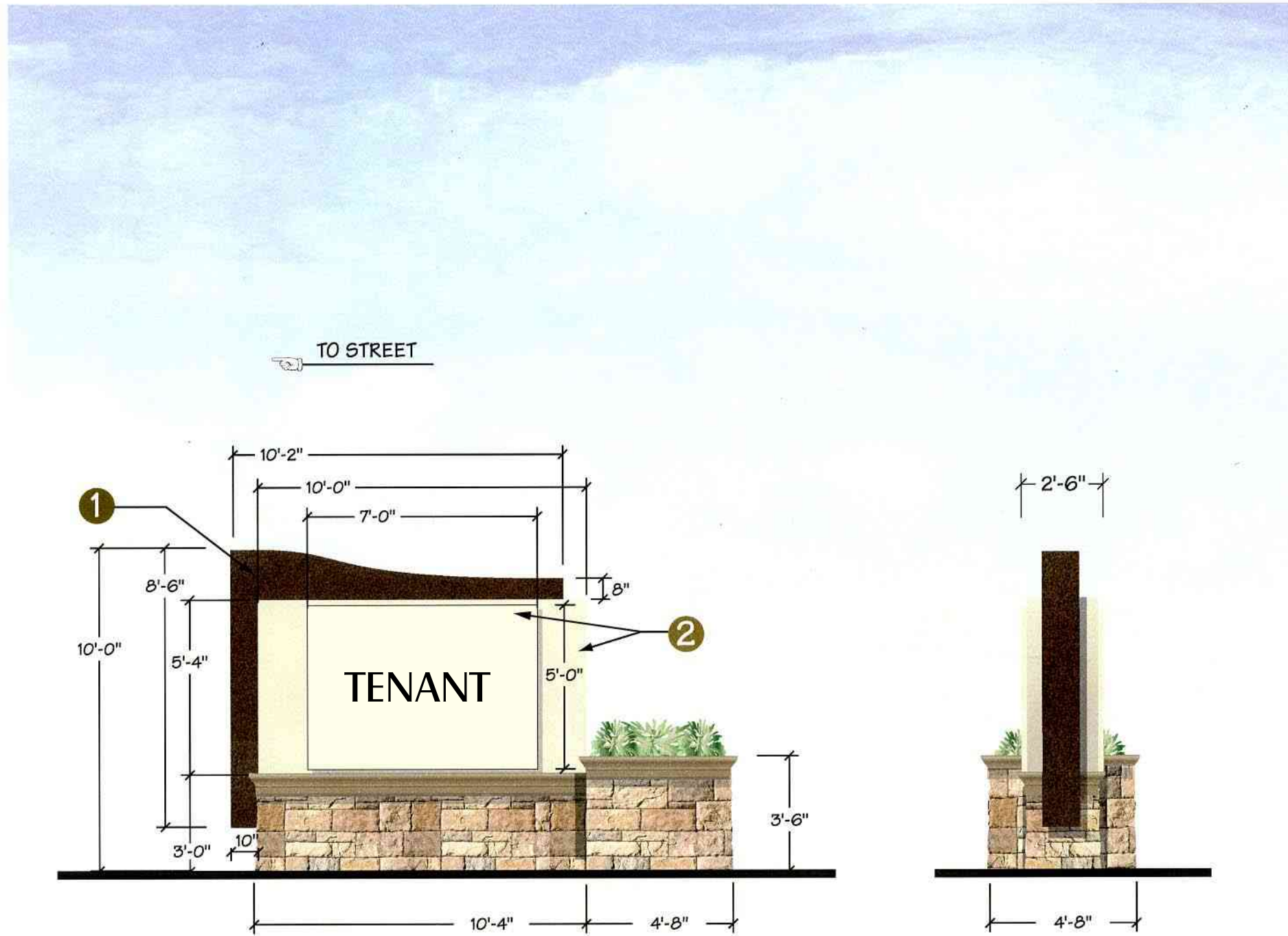
NOTE: TENANT PANELS MAY BE GROUPED TO CREATE A SINGLE  
 OR TWO PANEL ALTERNATIVE.

**S-2.1** TENANT MONUMENT SIGN  
 SCALE: 1/2" = 1'-0"

**APPROVED**  
 Administrative Design Review  
 Case # DR19-131 (DR05-139 K)  
 Date 2/4/20

**APPROVED**  
 Minor Administrative Design Review  
 Case # DR05-139E (PAL14-07)  
 Date March 18, 2014

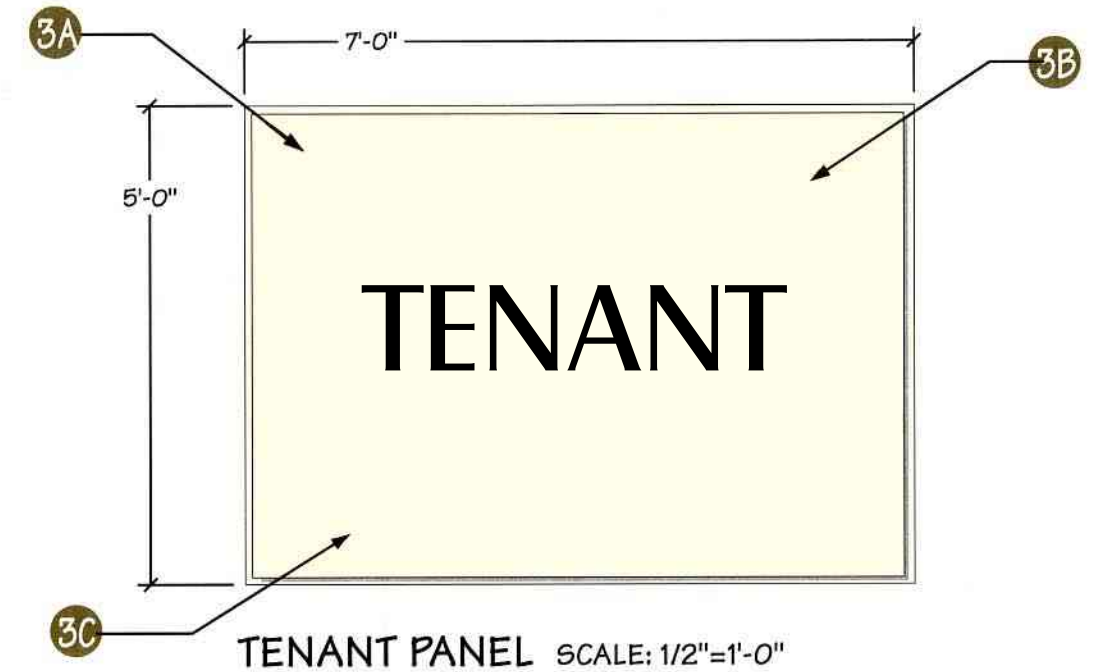




**S-3** SINGLE TENANT MONUMENT SIGN  
SCALE: 1/4" = 1'-0"

COLOR SPECIFICATIONS:

- 1 POWDER COAT "WEATHERED BROWN"
- 2 ICI 634 "LA MESA"



3 TENANT PANEL SPECIFICATIONS

- 3A Tenant Copy will be 3/8" push-thru clear acrylic with first surface applied vinyl.
- 3B Tenant sign to be a pushed thru embossed face w/second surface decoration
- 3C Tenant price change sign is to be a formed face w/zip track to accommodate (3) three products. All face decoration to be second surface. Color "Dark Grey".




ICI 634 "LA MESA"



ICI 370 "WOODRUFF"



POWDER COAT "WEATHERED BROWN"



CULTURED STONE "CHARDONNAY EUROPEAN CASTLE STONE"



**APPROVED**  
Administrative Design Review  
Case # DR19-131 (DR05-139 K)  
Date 2/4/20

**CONCEPTUAL**



PARCEL G-1

**APPROVED**  
Minor Administrative Design Review  
Case # DR05-139E (PAL14-07)  
Date March 18, 2014

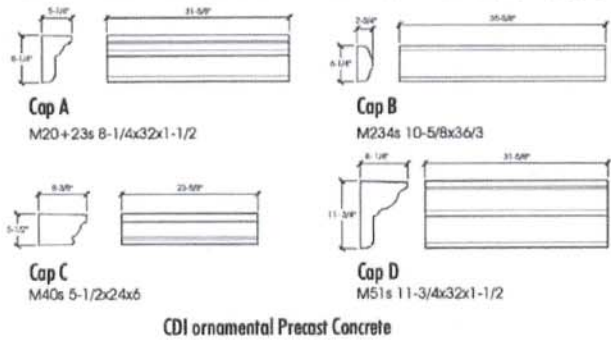
REVISED MARCH 2014



1 STUCCO ON CMU PAINT TO MATCH ICI 527 "CAMEL TAN"

2 SMOOTH EFIS WITH REVEALS PAINT TO MATCH ICI 527 "CAMEL TAN"

3 CONCRETE CORNICE TO MATCH ICI 370 "WOODRUFF"



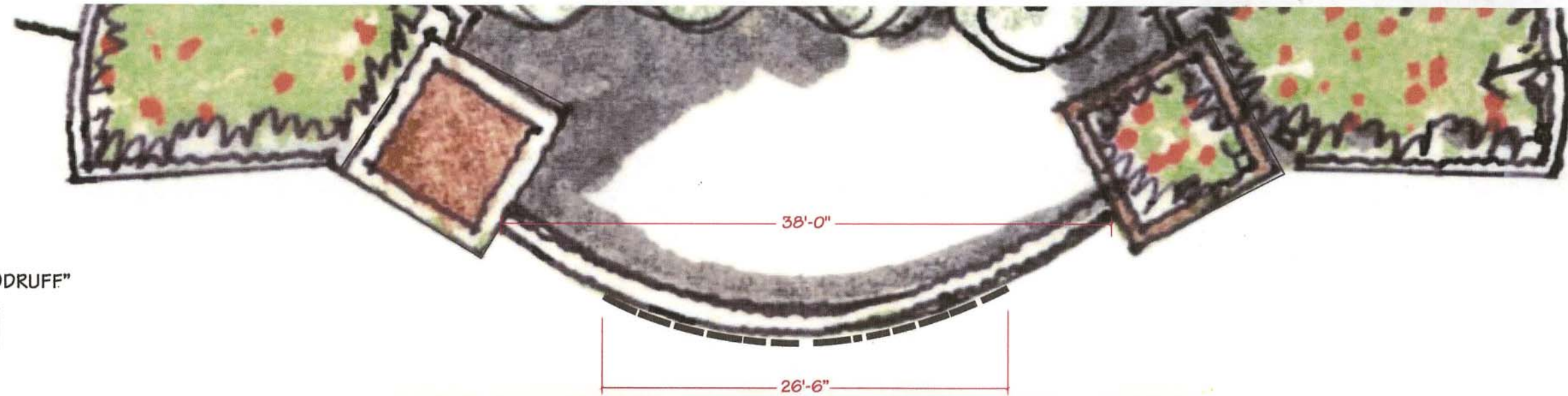
4 REVERSE PAN CHANNEL HALO ILLUMINATED LETTERS POWDER COAT ROHM and HAAS "WEATHERED BROWN"

5 METAL TOWER CAP - WITH UP-LIGHT BENEATH POWDER COAT ROHM and HAAS "WEATHERED BROWN"

6 CULTURED STONE "CHARDONNAY EUROPEAN CASTLE STONE" VENEER OVER CMU BASE PRO-FIT ALPINE LEDGESTONE - AUTUMN"

7 GROUND MOUNTED UP-LIGHT

8 FLOWER PLANTING



**S-4A** Primary Gateway Sign  
 SCALE: 1/8" = 1'-0"

\*UP-LIGHTING TOWER, METAL CAP AND PLANTER

\* Contact Ellermann Schick and Bruno Architects for construction document.


**APPROVED**  
 Administrative Design Review  
 Case # DR19-131 (DR05-139 K)  
 Date 2/4/20

**APPROVED**  
 Minor Administrative Design Review  
 Case # DR05-139E (PAL14-07)  
 Date March 18, 2014




REVISED FEBRUARY 2014

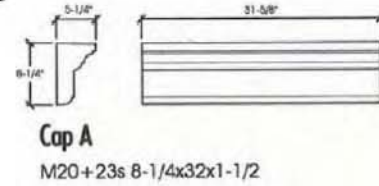




1 STUCCO ON CMU PAINT TO MATCH ICI 634 "LA MESA"



2 CONCRETE CORNICE TO MATCH ICI 370 "WOODRUFF" PROFILE AT RIGHT




3 REVERSE PAN CHANNEL HALO ILLUMINATED LETTERS POWDER COAT ROHM and HAAS "WEATHERED BROWN"




4 METAL TOWER CAP - WITH UP-LIGHT BENEATH POWDER COAT ROHM and HAAS "WEATHERED BROWN"



5 CULTURED STONE "PRO-FIT ALPINE LEDGESTONE - AUTUMN" VENEER OVER CMU BASE



6 GROUND MOUNTED UP-LIGHT

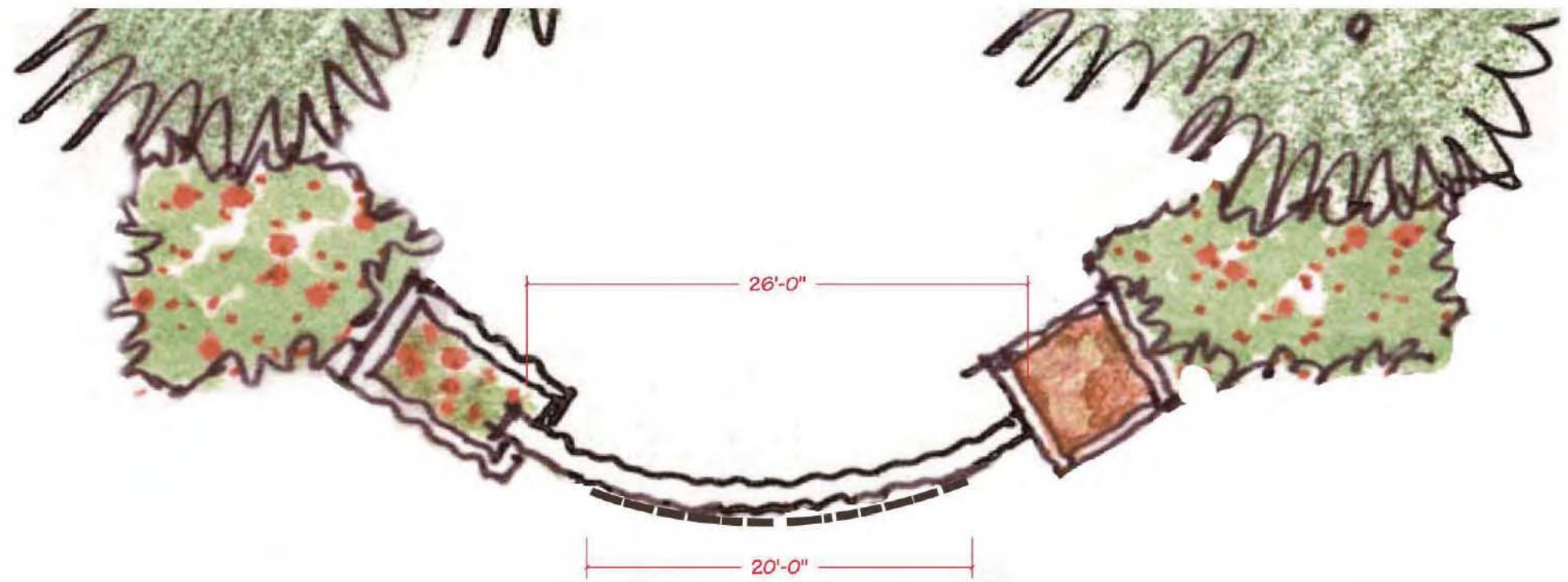


7 FLOWER PLANTING

\* Contact Ellermann Schick and Bruno Architects for construction document.

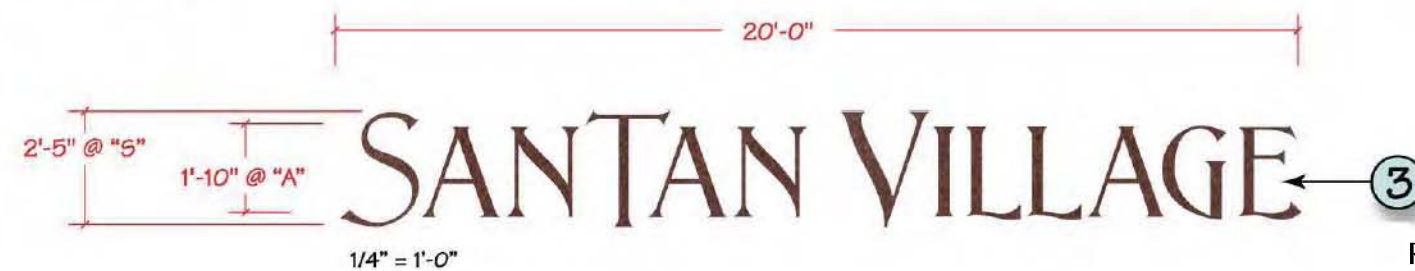
**APPROVED**  
Administrative Design Review  
Case # DR19-131 (DR05-139 K)  
Date 2/4/20

**APPROVED**  
Minor Administrative Design Review  
Case # DR05-139E (PAL14-07)  
Date March 18, 2014



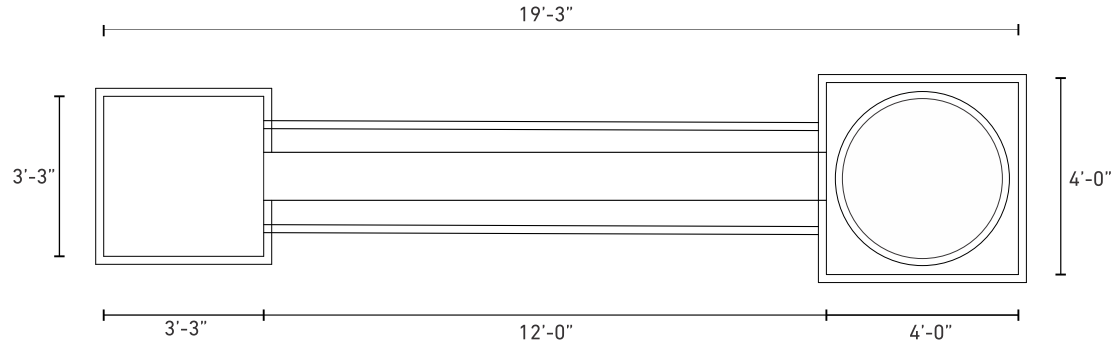
**S-4B** SECONDARY GATEWAY SIGN  
SCALE: 1/8" = 1'-0"

\*UP-LIGHTING TOWER, METAL TOWER CAP AND PLANTER



REVISED FEBRUARY 2014





DETAILS

PRECAST CONCRETE CAP NATURAL GREY

ALUMINUM SIGN CABINET FINISHED  
POWDER COATED TO MATCH DEC756  
WEATHERED BROWN

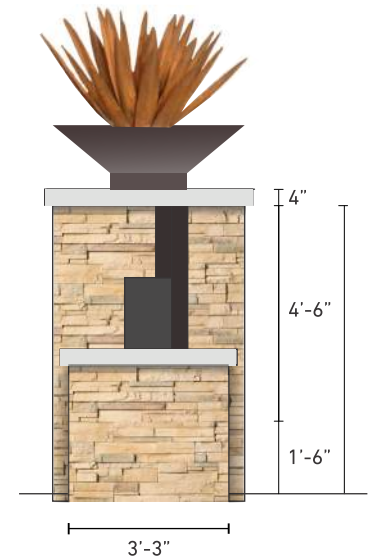
INTERNAL WHITE LED ILLUMINATED  
CHANNEL LETTERS WITH THE  
ELEVATION BRAND

CMU COLUMN WITH STONE VENEER  
DRY STACK - PRO-FIT® LEDGESTONE  
AUTUMN

4" H x 8" L, 4" H x 12" L, and 4" H x 20" L

48" PHOENIX PRECAST POT FINISHED TO  
MATCH OBLIQUE SERIES PEDESTALS -  
OSP48 - BROWN - SMOOTH

48" STEEL AGAVE W/OUT BLOOM



**S-6** Multi-Family  
Entry Monument

**APPROVED**  
Administrative Design Review  
Case # DR19-131 (DR05-139 K)  
Date 2/4/20